



TOTAL ANNUAL ENROLLMENT 2017-2018

(Data as of 8/16/2018)

- Credit 6,879 (45.75%)
- Dual Credit 2,053 (13.65%)
- Non-Credit 6,104 (40.6%)
- **Total** **15,036**
- Veterans 743

GENDER

- Women 8,454 (56.23%)
- Men 6,582 (43.77%)

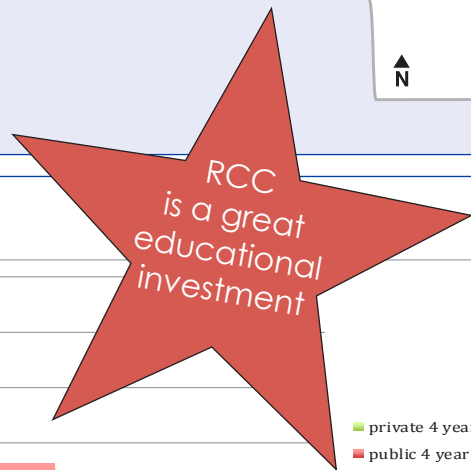
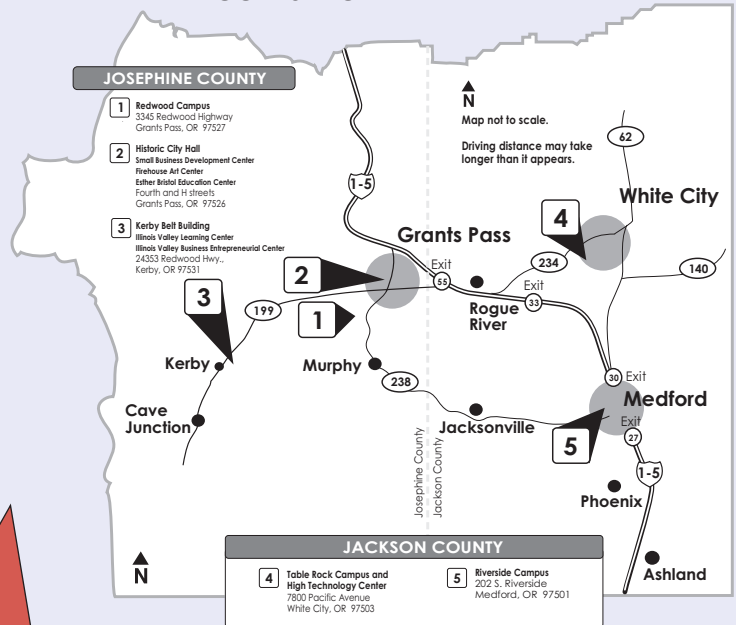
AGE

- Less than 18 2,536 (15.67%)
- 18-24 4,197 (27.79%)
- 25-64 7,631 (50.75%)
- 65 and over 703 (4.68%)
- Unknown 167

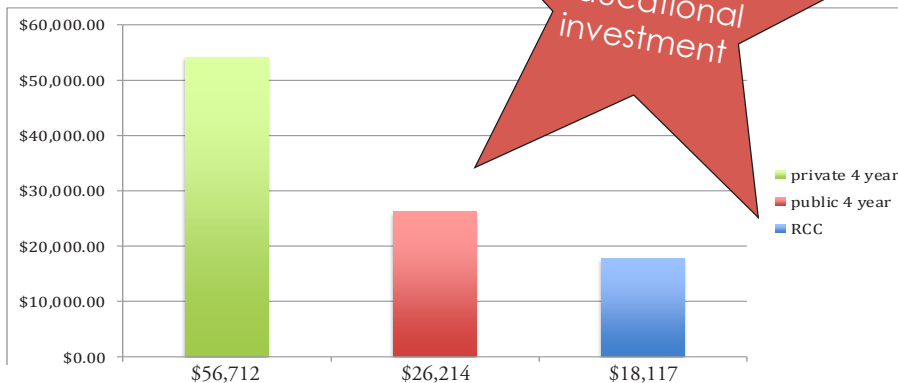
ETHNICITY

- American Indian/Alaskan Native 60
- Asian 35
- Black 46
- Not Reported 18
- Pacific Islander 20
- White 1300
- Blank 480

RCC DISTRICT MAP



2017-18 STANDARD STUDENT BUDGETS*



* Source: OSAC August 2016. Figures for RCC and SOU. Based on full-time, full-year enrollment at 15 credit-hours/term and does not include insurance, loan fees, non-mandatory fees, or special program-specific fees. Actual budgets will vary depending upon program of study, course load, dependency status, and housing.

2018-19 TUITION AND FEES

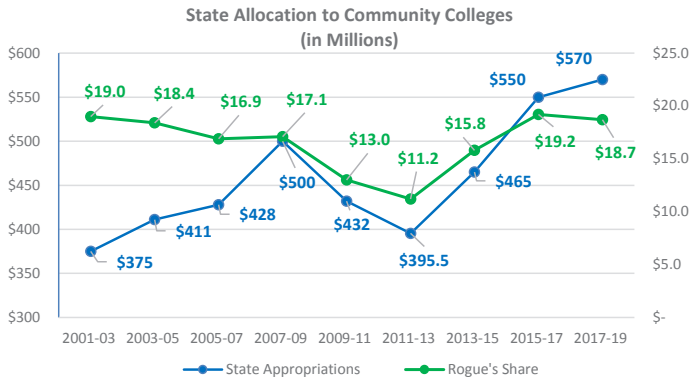
TUITION Cost per credit

- In-State: \$107
- Out-of-State: \$131
- International: \$358

FEES

- Technology: \$7 per credit
- College Services: \$20 for 0 credits, \$60 for 1-5 credits, \$100 for 6-11 credits, \$140 for 12+ credits
- Distance Learning: \$10 per class up to 4 credits
- GED instruction – \$65 per term
- GED testing – \$155
- Non-credit classes – tuition varies

State Funding



About the College

Established in 1970, Rogue Community College serves residents in Jackson and Josephine counties at campuses and learning centers in Grants Pass, Medford, White City and the Illinois Valley.

A comprehensive, two-year, public community college, RCC offers six two-year degrees, 75 career and technical training programs, 17 Career Pathways certificates; and a variety of workforce and short-term training, academic skills, and continuing and community education classes; plus services to the businesses community.

One of 17 community colleges in Oregon, RCC is accredited by the Northwest Commission on Colleges and Universities. RCC also is approved by the Veterans Administration as a veterans training institution.

CAMPUSES and LEARNING CENTERS

- Redwood Campus, 3345 Redwood Hwy., Grants Pass, OR 97527 • 541-956-7500
- Riverside Campus, 117 S. Central, Medford, OR 97501 • 541-245-7500
- Table Rock Campus, 7800 Pacific Ave., White City, OR 97503 • 541-245-7500
- Illinois Valley Business Entrepreneurial Center, 24353 Redwood Hwy., Kerby, OR 97531 • 541-956-7275
- Illinois Valley Learning Center, 24311 Redwood Hwy., Kerby, OR 97531 • 541-592-2103 or 541-956-7455
- RCC/SOU Higher Education Center, 101 S. Bartlett St., Medford, OR 97501 • 541-552-8100 or 541-245-7500
- Small Business Development Center, 214 S.W. Fourth St., Grants Pass, OR 97526 • 541-956-7494
- Esther Bristol Education Center, Fourth and H streets, Grants Pass, OR 97526 • 541-956-7490

BOARD OF EDUCATION

- | | |
|--------------|----------------------|
| Pat Ashley | Claudia Sullivan |
| Ron Fox | Kevin Talbert, Ph.D. |
| Shawn Hogan | Pat Fahey |
| Roger Stokes | |

ADMINISTRATION

Cathy Kemper-Pelle, president
 Kori Ebenhack, vice president, Student Services, chief student services officer
 Leo Hirner, vice president, Instructional Services, chief academic officer
 Curtis Sommerfeld, vice president, College Services, chief information officer

FACULTY

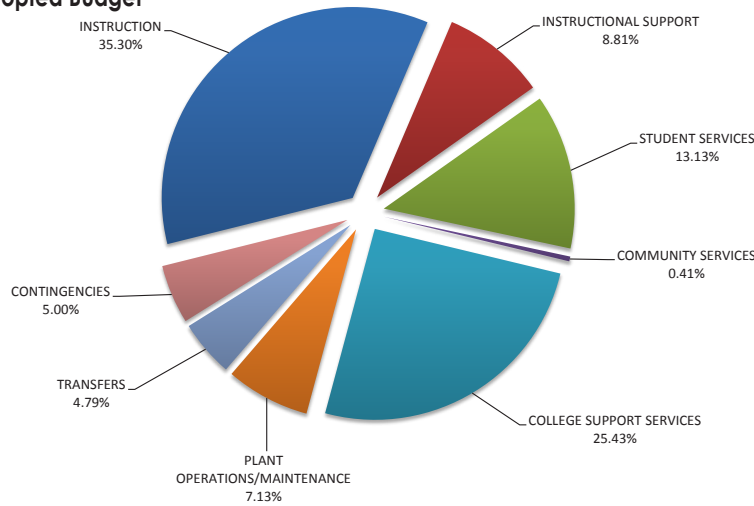
Full-time faculty 80
 Part-time faculty 543*
 * Paid Part-Time faculty for academic year 2017/18 in any capacity. Of this number, 482 had classroom teaching contracts.

FINANCIAL AID AWARDS

For academic year 2017/18: \$19,341,605 in financial aid was awarded to 3,475 students.

2018-19 Expenditures

Rogue Community College General Fund Expenditures by Function 2018-19 Adopted Budget



2018-19 Revenue

2018-19 Adopted Budget

