



2009-2010 Adopted Budget

The budget report is also available at:

http://www.roguecc.edu/budget/2009_10/adopted/

ROGUE COMMUNITY COLLEGE
TABLE OF CONTENTS
2009/10 ADOPTED BUDGET

Introduction		Special Revenue Fund Type (continued)		Appendix	
Budget Message	1	Financial Aid Fund		Transfer Schedule	91
Budget Time Line	3	Summary by Appropriation	48	Legal Notices	92
All Funds Summary	4	Summary of Personnel	49	Resolution	101
		Higher Education Center Fund		Salary Schedules	105
General Fund	7	Summary by Appropriation	52	Budget Assumptions	109
Summary by Appropriation	8	Summary of Personnel	53		
Expenditure Detail	12	Intra-College Fund			
Summary of Personnel	18	Summary by Appropriation	56		
		Summary of Personnel	57		
		PERS Fund			
Capital Improvement Fund Type	19	Summary by Appropriation	60		
Capital Improvement Fund – Maintenance		Summary of Personnel	61		
Summary by Appropriation	22	Self-Support Fund			
Summary of Personnel	23	Summary by Appropriation	64		
Capital Improvement Fund – COPS & Bonds		Summary of Personnel	65		
Summary by Appropriation	26	Technology Fund			
Summary of Personnel	27	Summary by Appropriation	68		
Capital Improvement Fund – State Funds		Summary of Personnel	69		
Summary by Appropriation	30	Unemployment Reserve Fund			
Summary of Personnel	31	Summary by Appropriation	72		
		Summary of Personnel	73		
Debt Service Fund		Proprietary Fund Type	75		
Summary by Appropriation	34	Auxiliary Services Fund			
Summary of Personnel	35	Summary by Appropriation	78		
		Summary of Personnel	79		
		Other Auxiliary Services Fund			
Special Revenue Fund Type	37	Summary by Appropriation	82		
College Services Fund		Summary of Personnel	83		
Summary by Appropriation	40				
Summary of Personnel	41	Fiduciary Fund Type	85		
Contract and Grant Fund		Agency Fund			
Summary by Appropriation	44	Summary by Appropriation	88		
Summary of Personnel	45	Summary of Personnel	89		



Budget Message

April 2009

Strategic Directions through Fiscal Year 2009-10

Rogue Community College (RCC) finished updating its Mission, Vision and Values in 2008-09. This update was part of the College's intensive strategic planning process that began in 2007-08. A core piece of this process was setting and evaluating the 2008-12 strategic goals and objectives. Although the College has been financially impacted by the struggling economy, the College continues to embrace and work toward achieving the goals and objectives outlined in the 2008-12 strategic plan.

Challenges, Opportunities and Strategies for Fiscal Year 2009-10

The College is presenting a balanced proposed budget for 2009-10. However, the Oregon Community College Support Fund, accounting for 22% of the College's revenue, is still unknown. Due to the struggling economy, the State has been focused on rebalancing the 2007-09 biennium and is minimally addressing the 2009-11 biennium budget until the State Forecast is released in May. Although the State has yet to release an official budget there has been a great deal of speculation on what the Legislature will appropriate. The College, in response to this uncertainty, has run state support fund budget scenarios ranging from \$350 million to \$500 million. After much deliberation, the College has determined that it will present its 2009-10 proposed budget based upon a \$440 million Oregon Community College Support Fund. In addition, the College is prepared to adjust the budget when the Legislature's final adopted budget is realized.

During 2008-09, the College has seen rapid growth in full-time equivalent (FTE) students. One factor attributable to this growth is the \$798,072 million grant from the Community College Strategic Fund. This funding facilitates the College in providing learning opportunities for students that meet the workforce needs of the community and state. To meet the community and state's needs the College developed targeted growth initiatives, increased district workforce development efforts and maximized the College's ability to grow and maintain its student enrollment through additional recruitment and retention efforts. These efforts will continue in 2009-10 and provide resources allowing the College to work towards its goal of improving access to students.

In addition to providing additional access for students, some of the other goals the College is focusing on in 2009-10 include:

- Identifying opportunities where the College and Southern Oregon University can effectively partner to enhance services to the region by developing a joint team to review possible new program offerings and recommend one new jointly offered program by FY 2010-11.
- Support class delivery methods such as team teaching, blended classes, and cohort instruction by providing at least two grouped evening/weekend deliveries, including support for alternate delivery.
- Anticipate and plan for maximum enrollment levels in the seven most commonly required courses in a firm, year-long schedule with sufficient sections and budget to accommodate student demand.

General Fund Resources

The proposed General Fund budget for fiscal year 2009-10 is \$29.2 million, a 0.36% increase from the 2008-09 adopted budget. The revenue from total public resources for 2009-10 is \$16.6 million. Total public resources include state revenue and property taxes and represent a decrease of approximately \$2.07 million from the current fiscal year. This decrease is the result of a decrease in full-time equivalent (FTE) reimbursement of approximately \$2.2 million. The reduction of state funding stems from an estimated \$60 million decrease in the Oregon Community College Support Fund.

The proposed budget includes a \$5 per credit adjustment in tuition. The College has experienced tremendous student enrollment growth during 2008-09. Although final enrollment figures are unavailable for Spring term, it is expected that full-term equivalent (FTE) growth will be approximately 11% for 2008-09 over 2007-08. In addition, tuition and fee revenue is expected to be \$1.6 million or 21% above original budget. Due to the dramatic nature of the increase and the uncertainty of the economy the budget assumes zero additional student enrollment growth for 2009-10.

General Fund Expenditures

The General Fund personnel services budget has decreased by approximately \$363,000 or 2% from fiscal year 2008-09. Personnel and other personnel services expense accounts for approximately 76% of the budget expenditures in 2009-10. In addition, the materials & services and capital budgets have decreased by \$5,085. Transfers out increased by \$70,433 to operate and maintain the Higher Education Center.

In addition, adjustments – both increases and decreases – have been made for district expenditures that are primarily beyond the control of the College. These “mandatory adjustments” include such items as utilities, property/liability insurance premiums, maintenance contracts, and required professional services such as audit, payroll processing and legal review.

As with budgets in the past, the 2009-10 budget has been prepared on a modified accrual basis of accounting (revenues reported when earned; expenditures reported when the liability is incurred; taxes accounted for on a cash basis). The result is that carryovers of financial obligations from year-to-year are precluded and projections of anticipated revenue are not inflated.

This 2009-10 budget document reflects the basic and essential fiscal requirements of Rogue Community College as set forth by the Board of Education. It has been developed with regard to the Oregon State Budget Laws, the Oregon Community College Accounting Manual and other applicable policies and is being submitted for your consideration and action.

Peter Angstadt

President

Lynda Warren

Budget Officer/ Dean of College Services

ROGUE COMMUNITY COLLEGE
BUDGET TIMELINE
FOR THE FISCAL YEAR 2009-2010

April 7, 2009	Publish notice of Proposed budget hearing in the Mail Tribune, Daily Courier and post on RCC website
April 14, 2009	Publish notice of Proposed budget hearing in the Mail Tribune and Daily Courier
April 21, 2009	Budget Committee hearing to receive the proposed budget – 3 pm
May 5, 2009	Publish notice of Approved budget hearing in the Mail Tribune, Daily Courier and post on RCC website
May 12, 2009	Publish notice of Approved budget hearing in the Mail Tribune and Daily Courier
May 19, 2009	Budget Committee hearing to approve the budget – 3 pm
June 2, 2009	Publish ED's and Supplemental budget documents in the Daily Courier; publish notice of adopted budget hearing in the Mail Tribune
June 16, 2009	Board to adopt the budget – 4 pm
June 18, 2009	Levy to Josephine and Jackson County assessors

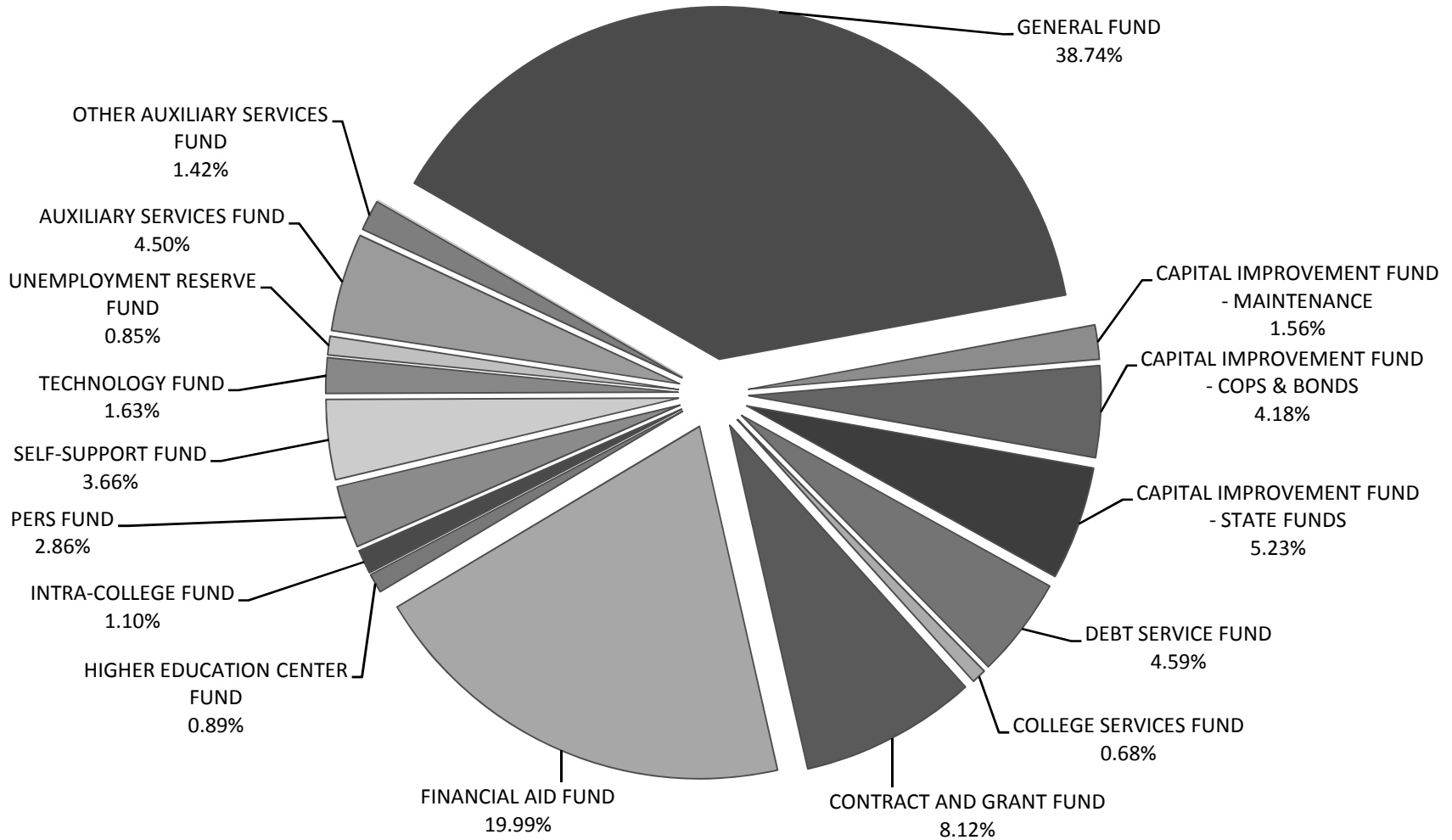
ROGUE COMMUNITY COLLEGE
ALL FUNDS
SUMMARY OF REVENUE AND EXPENDITURES
2009/10 ADOPTED BUDGET

06/07 ACTUAL	07/08 ACTUAL	08/09 ADOPTED	08/09 CURRENT	DESCRIPTION	PROPOSED TOTAL	APPROVED TOTAL	ADOPTED TOTAL
\$ 26,221,870	\$ 27,974,321	\$ 29,111,300	\$ 29,111,300	GENERAL FUND	\$ 29,216,974	\$ 29,633,009	\$ 29,633,009
641,276	859,219	1,006,171	1,006,171	CAPITAL IMPROVEMENT FUND - MAINTENANCE	1,162,001	1,197,724	1,197,724
9,767,773	7,215,288	4,953,750	4,953,750	CAPITAL IMPROVEMENT FUND - COPS & BONDS	3,200,000	3,200,000	3,200,000
0	3,895,000	300,000	4,300,000	CAPITAL IMPROVEMENT FUND - STATE FUNDS	4,000,000	4,000,000	4,000,000
3,190,917	3,277,497	3,807,593	3,807,593	DEBT SERVICE FUND	3,527,081	3,517,231	3,517,231
601,690	418,665	392,597	392,597	COLLEGE SERVICES FUND	391,696	517,976	517,976
3,430,159	3,423,031	6,325,332	6,325,332	CONTRACT AND GRANT FUND	6,078,394	6,197,848	6,207,579
6,448,275	6,631,264	9,491,938	9,491,938	FINANCIAL AID FUND	12,291,938	15,291,938	15,291,938
0	0	614,670	614,670	HIGHER EDUCATION CENTER FUND	679,384	679,384	679,384
538,972	458,391	795,251	795,251	INTRA-COLLEGE FUND	841,142	841,142	841,142
1,771,670	1,970,515	2,185,738	2,185,738	PERS FUND	2,185,738	2,185,738	2,185,738
1,785,715	1,519,592	2,800,000	2,800,000	SELF-SUPPORT FUND	2,799,078	2,802,618	2,802,618
762,728	912,527	905,000	905,000	TECHNOLOGY AND EQUIPMENT FUND	1,146,531	1,250,064	1,245,064
506,188	660,387	650,000	650,000	UNEMPLOYMENT RESERVE FUND	650,000	650,000	650,000
2,518,640	2,621,319	3,228,235	3,228,235	AUXILIARY SERVICES FUND	3,439,100	3,439,100	3,439,100
512,864	585,004	1,027,419	1,027,419	OTHER AUXILIARY SERVICES FUND	1,072,969	1,082,969	1,082,969
<u>\$ 58,698,737</u>	<u>\$ 62,422,020</u>	<u>\$ 67,594,994</u>	<u>\$ 71,594,994</u>	TOTAL REVENUE	<u>\$ 72,682,026</u>	<u>\$ 76,486,741</u>	<u>\$ 76,491,472</u>

**ROGUE COMMUNITY COLLEGE
ALL FUNDS
SUMMARY OF REVENUE AND EXPENDITURES
2009/10 ADOPTED BUDGET**

06/07 ACTUAL	07/08 ACTUAL	08/09 ADOPTED	08/09 CURRENT	DESCRIPTION	PROPOSED TOTAL	APPROVED TOTAL	ADOPTED TOTAL
\$ 25,275,092	\$ 25,738,182	\$ 29,111,300	\$ 29,111,300	GENERAL FUND	\$ 29,216,974	\$ 29,633,009	\$ 29,633,009
131,939	221,606	1,006,171	1,006,171	CAPITAL IMPROVEMENT FUND - MAINTENANCE	1,162,001	1,197,724	1,197,724
2,807,506	3,171,773	4,953,750	4,953,750	CAPITAL IMPROVEMENT FUND - COPS & BONDS	3,200,000	3,200,000	3,200,000
0	3,895,000	300,000	4,300,000	CAPITAL IMPROVEMENT FUND - STATE FUNDS	4,000,000	4,000,000	4,000,000
3,060,092	3,039,294	3,807,593	3,807,593	DEBT SERVICE FUND	3,527,081	3,517,231	3,517,231
493,353	396,262	392,597	392,597	COLLEGE SERVICES FUND	391,696	517,976	517,976
3,149,102	3,092,677	6,325,332	6,325,332	CONTRACT AND GRANT FUND	6,078,394	6,197,848	6,207,579
6,448,275	6,631,264	9,491,938	9,491,938	FINANCIAL AID FUND	12,291,938	15,291,938	15,291,938
0	0	614,670	614,670	HIGHER EDUCATION CENTER FUND	679,384	679,384	679,384
325,063	215,633	795,251	795,251	INTRA-COLLEGE FUND	841,142	841,142	841,142
1,212,005	1,137,635	2,185,738	2,185,738	PERS FUND	2,185,738	2,185,738	2,185,738
1,666,807	1,390,538	2,800,000	2,800,000	SELF-SUPPORT FUND	2,799,078	2,802,618	2,802,618
495,081	544,333	905,000	905,000	TECHNOLOGY AND EQUIPMENT FUND	1,146,531	1,250,064	1,245,064
76,907	153,250	650,000	650,000	UNEMPLOYMENT RESERVE FUND	650,000	650,000	650,000
2,063,037	2,045,542	3,228,235	3,228,235	AUXILIARY SERVICES FUND	3,439,100	3,439,100	3,439,100
254,823	288,828	1,027,419	1,027,419	OTHER AUXILIARY SERVICES FUND	1,072,969	1,082,969	1,082,969
<u>\$ 47,459,082</u>	<u>\$ 51,961,817</u>	<u>\$ 67,594,994</u>	<u>\$ 71,594,994</u>	TOTAL EXPENDITURES	<u>\$ 72,682,026</u>	<u>\$ 76,486,741</u>	<u>\$ 76,491,472</u>
11,239,655	10,460,203	0	0	ENDING FUND BALANCE	0	0	0
<u>\$ 58,698,737</u>	<u>\$ 62,422,020</u>	<u>\$ 67,594,994</u>	<u>\$ 71,594,994</u>	TOTAL EXPENDITURES (INCLUDING ENDING FUND BALANCE)	<u>\$ 72,682,026</u>	<u>\$ 76,486,741</u>	<u>\$ 76,491,472</u>

ROGUE COMMUNITY COLLEGE
ALL FUNDS
2009/10 ADOPTED BUDGET



GENERAL FUND

The General Fund covers general operation for the College and accounts for all financial resources and expenditures of the College, except for those required to be accounted for in another fund. The principle sources of revenue include property taxes, tuition, and state community college support.

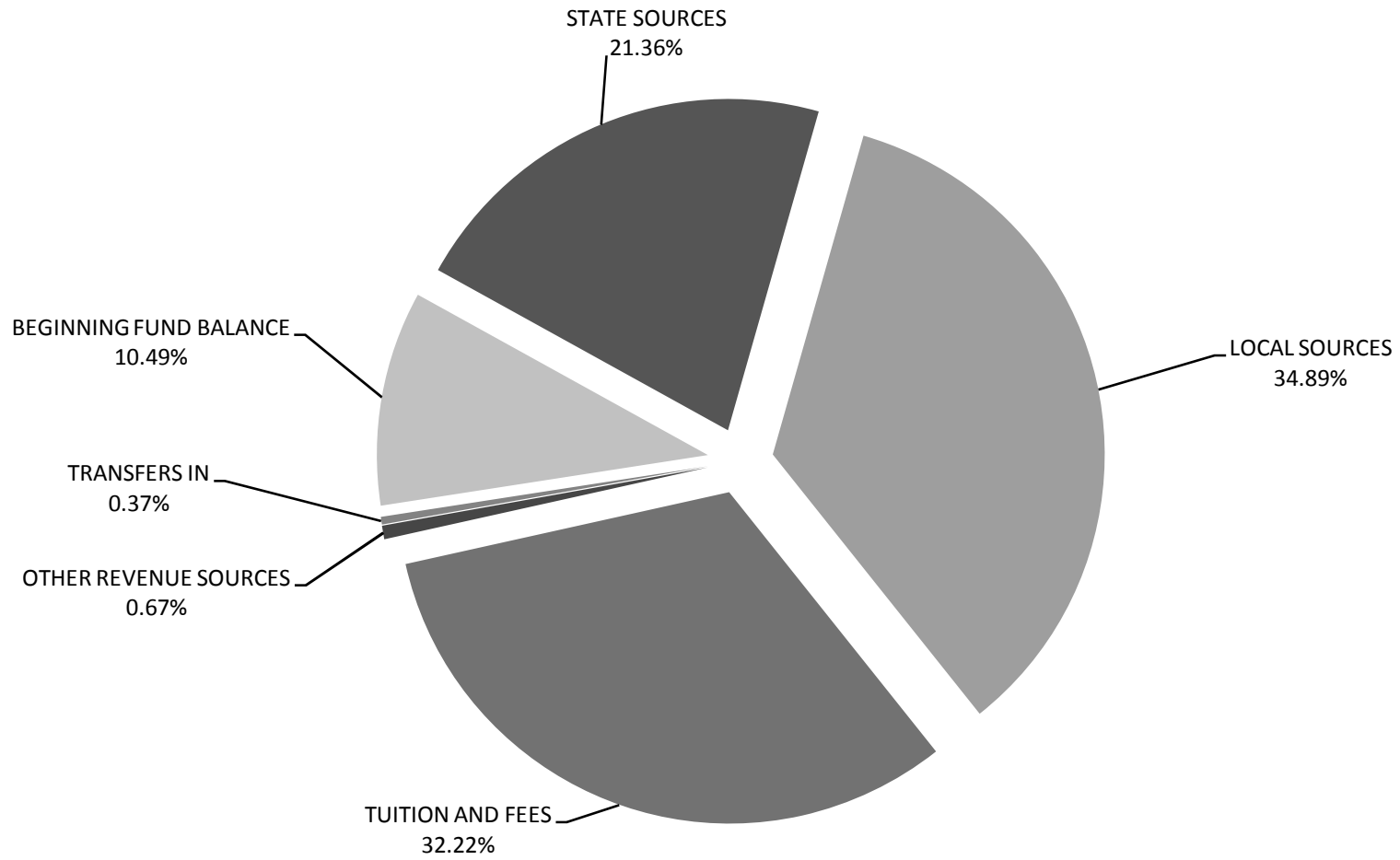
This page intentionally left blank.

**ROGUE COMMUNITY COLLEGE
GENERAL FUND
SUMMARY OF REVENUE AND EXPENDITURES
2009/10 ADOPTED BUDGET**

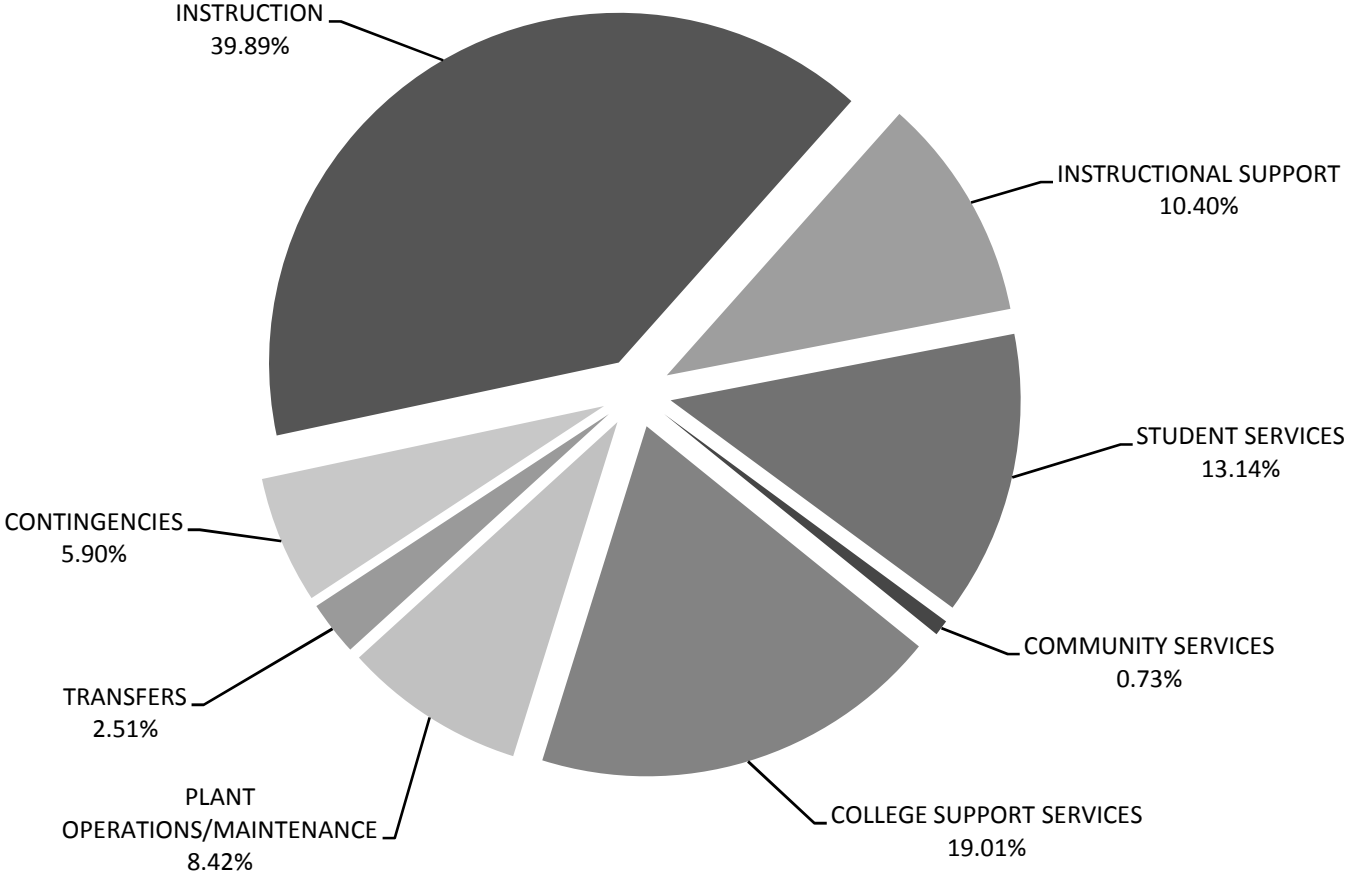
06/07 ACTUAL	07/08 ACTUAL	08/09 ADOPTED	08/09 CURRENT		PROPOSED TOTAL	APPROVED TOTAL	ADOPTED TOTAL
\$ 7,391,032	\$ 9,227,166	\$ 8,533,267	\$ 8,533,267	STATE SOURCES	\$ 6,329,106	\$ 6,329,106	\$ 6,329,106
9,117,594	9,747,016	10,202,230	10,202,230	LOCAL SOURCES	10,338,267	10,338,267	10,338,267
7,454,060	7,583,415	7,739,810	7,739,810	TUITION AND FEES	9,528,355	9,547,355	9,547,355
503,069	443,451	350,000	350,000	OTHER REVENUE SOURCES	200,000	200,000	200,000
10,302	26,492	110,000	110,000	TRANSFERS IN	110,000	110,000	110,000
1,745,811	946,778	2,175,993	2,175,993	BEGINNING FUND BALANCE	2,711,246	3,108,281	3,108,281
\$ 26,221,870	\$ 27,974,321	\$ 29,111,300	\$ 29,111,300	TOTAL REVENUE	\$ 29,216,974	\$ 29,633,009	\$ 29,633,009
\$ 10,212,531	\$ 11,412,141	\$ 11,862,416	\$ 11,861,524	INSTRUCTION	\$ 11,540,380	\$ 11,815,864	\$ 11,820,864
2,224,913	3,125,372	3,273,799	3,178,572	INSTRUCTIONAL SUPPORT	3,075,627	3,080,882	3,080,882
3,079,204	3,094,699	3,772,604	3,760,647	STUDENT SERVICES	3,791,092	3,892,765	3,892,765
406,820	347,013	342,376	392,092	COMMUNITY SERVICES	217,624	217,624	217,624
7,377,276	4,519,602	5,512,681	5,555,442	COLLEGE SUPPORT SERVICES	5,603,944	5,630,920	5,630,920
1,329,613	2,481,953	2,659,772	2,662,499	PLANT OPERATIONS AND MAINTENANCE	2,495,502	2,495,502	2,495,502
644,732	757,399	664,724	869,985	TRANSFERS OUT	735,157	750,157	745,157
0	0	1,022,928	830,539	CONTINGENCIES	1,757,648	1,749,295	1,749,295
\$ 25,275,092	\$ 25,738,181	\$ 29,111,300	\$ 29,111,300	TOTAL EXPENDITURES	\$ 29,216,974	\$ 29,633,009	\$ 29,633,009

Tax Revenue Anticipation Note is not included in the above figures in accordance with Oregon Local Budget Law.

ROGUE COMMUNITY COLLEGE
GENERAL FUND REVENUE
2009/10 ADOPTED BUDGET



ROGUE COMMUNITY COLLEGE
GENERAL FUND EXPENDITURES BY FUNCTION
2009/10 ADOPTED BUDGET



ROGUE COMMUNITY COLLEGE
GENERAL FUND
REQUIREMENTS BY EXPENDITURE CATEGORY
2009/10 ADOPTED BUDGET

	ADOPTED TOTAL	PERSONNEL SERVICES	MATERIALS & SERVICES	CAPITAL OUTLAY	TRANSFERS OUT	CONTINGENCIES
INSTRUCTION						
ACADEMIC SKILLS	\$ 569,711	\$ 552,761	\$ 16,950	\$ 0	\$ 0	0
ADULT BASIC SKILLS	870,852	831,648	39,204	0	0	0
ART	85,043	77,676	7,367	0	0	0
AUTOMOTIVE TECHNOLOGY	231,004	209,678	21,326	0	0	0
BUSINESS AND OFFICE TECHNOLOGY	460,481	456,214	4,267	0	0	0
BUSINESS DEVELOPMENT CENTER	85,374	78,816	6,558	0	0	0
CNA	47,726	45,092	2,634	0	0	0
COMPUTER SCIENCE	359,343	352,579	6,764	0	0	0
CONSTRUCTION	138,014	118,241	19,773	0	0	0
CRIMINAL JUSTICE	176,016	172,390	3,626	0	0	0
DIESEL TECHNOLOGY	122,808	109,664	13,144	0	0	0
EARLY CHILDHOOD EDUCATION	96,647	93,778	2,869	0	0	0
ELECTRONICS	254,142	247,616	6,526	0	0	0
EMS	179,306	149,962	29,344	0	0	0
FIRE SCIENCE	9,122	1,255	7,867	0	0	0
GED TESTING	71,657	54,932	16,725	0	0	0
HPER	15,505	5,261	10,244	0	0	0
HUMANITIES	891,849	876,523	15,326	0	0	0
INDIVIDUALIZED CAREER TRAINING	143,676	129,452	14,224	0	0	0
INSTRUCTIONAL SERVICES ADMINISTRATION	197,465	197,465	0	0	0	0
MANUFACTURING ENGINEERING TECHNOLOGY	81,725	71,243	10,482	0	0	0
MASSAGE	77,149	75,612	1,537	0	0	0
MATH	572,823	564,669	8,154	0	0	0
MUSIC ENSEMBLES	3,240	2,454	786	0	0	0
NURSING	369,842	359,155	10,687	0	0	0
PART TIME FACULTY	3,795,391	3,795,391	0	0	0	0
PRACTICAL NURSING	151,518	146,589	4,929	0	0	0
ROLEA	1,505	0	1,505	0	0	0
SCIENCE	767,606	714,801	52,805	0	0	0

Part-time faculty is allocated by function, not department.

ROGUE COMMUNITY COLLEGE
GENERAL FUND
REQUIREMENTS BY EXPENDITURE CATEGORY
2009/10 ADOPTED BUDGET

	ADOPTED TOTAL	PERSONNEL SERVICES	MATERIALS & SERVICES	CAPITAL OUTLAY	TRANSFERS OUT	CONTINGENCIES
INSTRUCTION						
SOCIAL SCIENCE	\$ 555,386	\$ 546,220	\$ 9,166	\$ 0	\$ 0	0
STUDENT EMPLOYMENT SERVICES	308,345	308,345	0	0	0	0
THEATER	5,413	0	5,413	0	0	0
TRC LEARNING & RESOURCE CENTER	30,150	29,128	1,022	0	0	0
WELDING	95,030	73,385	21,645	0	0	0
TOTAL INSTRUCTION	\$ 11,820,864	\$ 11,447,995	\$ 372,869	\$ 0	\$ 0	0
INSTRUCTIONAL SUPPORT						
CURRICULUM & SCHEDULING	\$ 168,974	\$ 139,057	\$ 29,917	\$ 0	\$ 0	0
DISABILITY SERVICES	134,086	121,183	12,903	0	0	0
FACULTY SENATE	2,000	0	2,000	0	0	0
IN-SERVICE	18,540	0	18,540	0	0	0
INSTRUCTIONAL MEDIA	515,125	449,380	65,745	0	0	0
INSTRUCTIONAL SERVICES ADMINISTRATION	1,375,146	1,305,239	69,907	0	0	0
LIBRARY	697,043	595,592	83,130	18,321	0	0
OUTREACH	36,221	33,929	2,292	0	0	0
PART TIME FACULTY	117,901	117,901	0	0	0	0
PROGRAM DEVELOPMENT	15,846	0	15,846	0	0	0
TOTAL INSTRUCTIONAL SUPPORT	\$ 3,080,882	\$ 2,762,281	\$ 300,280	\$ 18,321	\$ 0	0
STUDENT SERVICES						
COUNSELING	\$ 948,412	\$ 901,145	\$ 47,267	\$ 0	\$ 0	0
DISCOVERY PROGRAMS	169,291	169,291	0	0	0	0
DISTRICT	196,406	0	196,406	0	0	0
ENROLLMENT SERVICES	309,411	287,734	21,677	0	0	0
FINANCIAL AID	415,983	390,161	25,822	0	0	0
HUMAN DEVELOPMENT	937	0	937	0	0	0

Part-time faculty is allocated by function, not department.

ROGUE COMMUNITY COLLEGE
GENERAL FUND
REQUIREMENTS BY EXPENDITURE CATEGORY
2009/10 ADOPTED BUDGET

	ADOPTED TOTAL	PERSONNEL SERVICES	MATERIALS & SERVICES	CAPITAL OUTLAY	TRANSFERS OUT	CONTINGENCIES
STUDENT SERVICES						
INSTITUTIONAL PUBLICATIONS	\$ 111,007	\$ 0	\$ 111,007	\$ 0	\$ 0	0
LATINO PROGRAMS	60,158	54,231	5,927	0	0	0
OFFICE OF DIVERSITY	14,209	0	14,209	0	0	0
PART TIME FACULTY	303,095	303,095	0	0	0	0
RECRUITMENT	177,927	153,590	24,337	0	0	0
ROGUE CENTRAL	471,424	458,780	12,644	0	0	0
STUDENT LIFE	9,285	0	9,285	0	0	0
STUDENT PROGRAMS	80,823	72,700	8,123	0	0	0
STUDENT SERVICES ADMINISTRATION	402,202	345,360	56,842	0	0	0
STUDENT SUPPORT	8,466	0	8,466	0	0	0
TRIO - STUDENT SUPP SVC	53,832	41,793	12,039	0	0	0
TRIO - TALENT SEARCH	49,048	49,048	0	0	0	0
VETERAN'S ADVISING	106,675	106,675	0	0	0	0
WOMEN'S RESOURCE CENTER	4,174	0	4,174	0	0	0
TOTAL STUDENT SERVICES	\$ 3,892,765	\$ 3,333,603	\$ 559,162	\$ 0	\$ 0	0
COMMUNITY SERVICES						
ART	\$ 122,521	\$ 115,647	\$ 6,874	\$ 0	\$ 0	0
TESTING CENTER	95,103	94,750	353	0	0	0
TOTAL COMMUNITY SERVICES	\$ 217,624	\$ 210,397	\$ 7,227	\$ 0	\$ 0	0
COLLEGE SUPPORT SERVICES						
ACCREDITATION	\$ 15,451	\$ 0	\$ 15,451	\$ 0	\$ 0	0
BOARD OF EDUCATION	131,631	117,481	14,150	0	0	0
BUDGET AND FIN SERVICES	477,522	428,147	49,375	0	0	0
COLLEGE SERVICES ADMINISTRATION	380,215	327,225	52,990	0	0	0
COMMUNICATIONS	85,406	73,847	11,559	0	0	0

Part-time faculty is allocated by function, not department.

ROGUE COMMUNITY COLLEGE
GENERAL FUND
REQUIREMENTS BY EXPENDITURE CATEGORY
2009/10 ADOPTED BUDGET

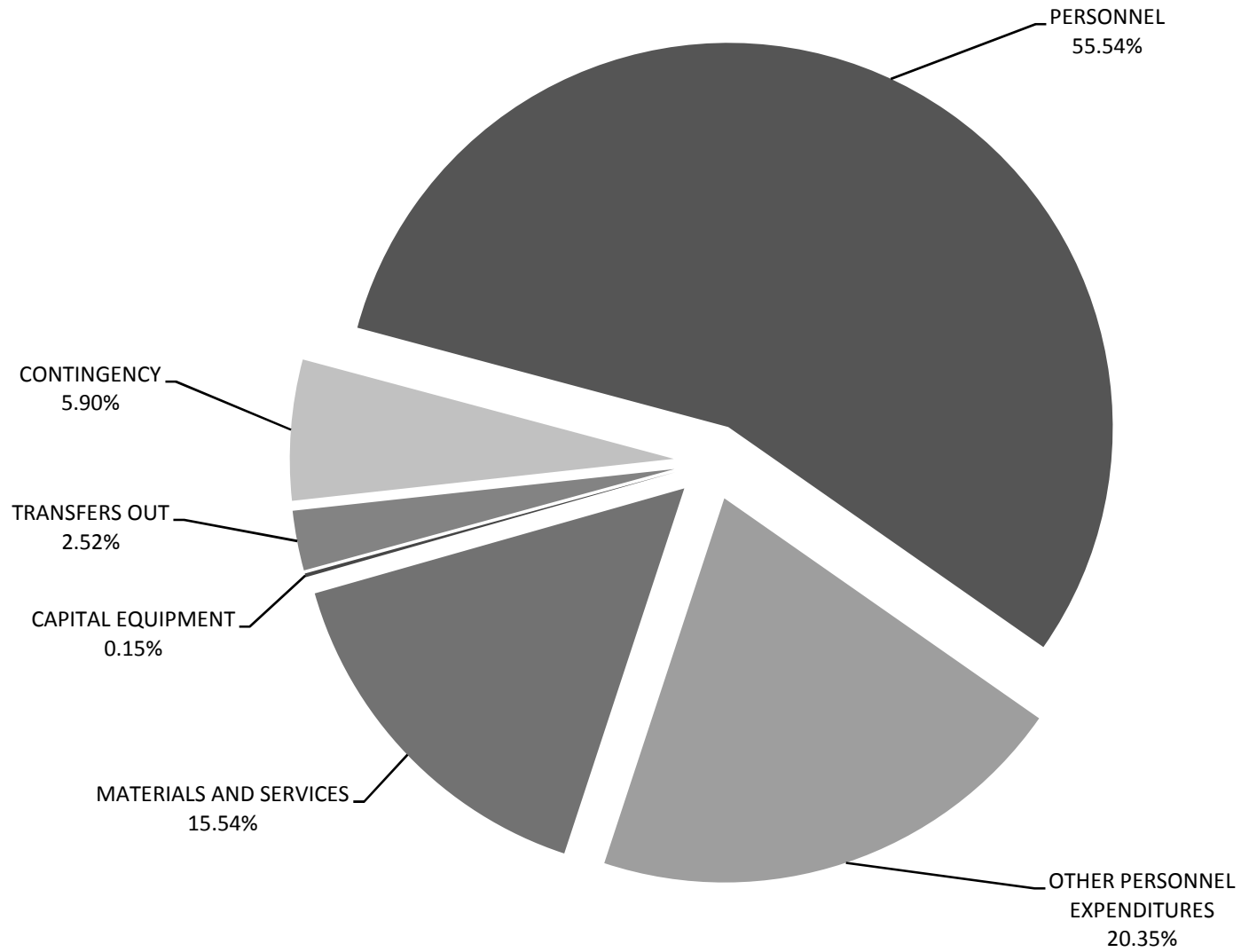
	ADOPTED TOTAL	PERSONNEL SERVICES	MATERIALS & SERVICES	CAPITAL OUTLAY	TRANSFERS OUT	CONTINGENCIES
COLLEGE SUPPORT SERVICES						
COMMUNITY RELATIONS	\$ 246,813	\$ 139,111	\$ 107,702	\$ 0	\$ 0	0
DISTRICT	1,784,511	18,574	1,765,937	0	0	0
HUMAN RESOURCES	374,587	326,872	47,715	0	0	0
I/T-NETWORK AND USER SERVICES	688,388	594,639	83,021	10,728	0	0
I/T-PROGRAMMING SERVICES	280,202	257,399	22,803	0	0	0
INSTITUTIONAL RESEARCH	75,650	75,650	0	0	0	0
INTERNET	131,949	131,949	0	0	0	0
MAILROOM	107,954	94,636	13,318	0	0	0
PART TIME FACULTY	102,937	102,937	0	0	0	0
PAYROLL/BENEFITS	179,453	167,188	12,265	0	0	0
PRESIDENT'S OFFICE	444,223	362,564	81,659	0	0	0
PURCHASING AND CONTRACTS	124,028	118,028	6,000	0	0	0
TOTAL COLLEGE SUPPORT SERVICES	\$ 5,630,920	\$ 3,336,247	\$ 2,283,945	\$ 10,728	\$ 0	\$ 0
PLANT OPERATIONS AND MAINTENANCE						
CAMPUS SECURITY	\$ 51,338	\$ 51,338	\$ 0	\$ 0	\$ 0	0
DISTRICT	867,149	0	867,149	0	0	0
FACILITIES & OPERATIONS	1,573,718	1,347,713	209,556	16,449	0	0
SAFETY COMMITTEE	3,297	0	3,297	0	0	0
TOTAL PLANT OPERATIONS AND MAINTENANCE	\$ 2,495,502	\$ 1,399,051	\$ 1,080,002	\$ 16,449	\$ 0	\$ 0
TRANSFERS OUT						
TRANSFERS OUT - CAPITAL IMPROVEMENT FUND	\$ 156,000	\$ 0	\$ 0	\$ 0	156,000	\$ 0
TRANSFERS OUT - DEBT SERVICE FUND	65,000	0	0	0	65,000	0
TRANSFERS OUT - HIGHER EDUCATION CENTER	314,923	0	0	0	314,923	0
TRANSFERS OUT - INTRA-COLLEGE FUND	124,234	0	0	0	124,234	0
TRANSFERS OUT - TECHNOLOGY FUND	35,000	0	0	0	35,000	0

Part-time faculty is allocated by function, not department.

ROGUE COMMUNITY COLLEGE
GENERAL FUND
REQUIREMENTS BY EXPENDITURE CATEGORY
2009/10 ADOPTED BUDGET

	ADOPTED TOTAL	PERSONNEL SERVICES	MATERIALS & SERVICES	CAPITAL OUTLAY	TRANSFERS OUT	CONTINGENCIES
TRANSFERS OUT						
TRANSFERS OUT - UNEMPLOYMENT FUND	\$ 50,000	\$ 0	\$ 0	\$ 0	\$ 50,000	\$ 0
TOTAL TRANSFERS OUT	\$ 745,157	\$ 0	\$ 0	\$ 0	\$ 745,157	\$ 0
CONTINGENCIES						
CONTINGENCIES	\$ 1,749,295	\$ 0	\$ 0	\$ 0	\$ 0	\$ 1,749,295
TOTAL CONTINGENCIES	\$ 1,749,295	\$ 0	\$ 0	\$ 0	\$ 0	\$ 1,749,295
TOTAL GENERAL FUND	\$ 29,633,009	\$ 22,489,574	\$ 4,603,485	\$ 45,498	\$ 745,157	\$ 1,749,295

ROGUE COMMUNITY COLLEGE
GENERAL FUND EXPENDITURES BY CATEGORY
2009/10 ADOPTED BUDGET



ROGUE COMMUNITY COLLEGE
GENERAL FUND
SUMMARY OF PERSONNEL
2009/10 ADOPTED BUDGET

06/07 ACTUAL	07/08 ACTUAL	08/09 ADOPTED	08/09 CURRENT	DESCRIPTION	ADOPTED FTE	PROPOSED TOTAL	APPROVED TOTAL	ADOPTED TOTAL
\$ 2,238,614	\$ 1,992,100	\$ 2,353,911	\$ 2,344,594	EXEMPT	32.66	\$ 2,170,658	\$ 2,172,999	\$ 2,172,999
5,391,637	5,371,690	5,565,882	5,577,008	FULL TIME FACULTY	82.43	5,358,786	5,360,561	5,360,561
4,613,296	4,510,517	4,987,196	4,950,616	CLASSIFIED	133.52	4,890,052	4,891,140	4,891,140
3,000,588	3,287,593	3,311,912	3,258,016	PART TIME FACULTY	0.00	3,302,865	3,650,000	3,650,000
15,929	85,433	45,292	119,843	TEMPORARY HOURLY	0.00	48,920	48,920	48,920
234,431	309,784	298,018	298,018	STUDENT HOURLY	0.00	306,959	306,959	306,959
5,480,717	5,596,025	6,217,962	6,219,931	FRINGE BENEFITS	0.00	6,007,539	6,058,995	6,058,995
<u>\$ 20,975,214</u>	<u>\$ 21,153,145</u>	<u>\$ 22,780,173</u>	<u>\$ 22,768,026</u>	TOTAL PERSONNEL SERVICES	<u>248.61</u>	<u>\$ 22,085,779</u>	<u>\$ 22,489,574</u>	<u>\$ 22,489,574</u>
3,631,266	3,804,516	4,606,369	4,617,953	TOTAL MATERIALS AND SERVICES	0.00	4,592,892	4,598,485	4,603,485
23,879	23,120	37,106	24,797	TOTAL CAPITAL EQUIPMENT	0.00	45,498	45,498	45,498
644,732	757,399	664,724	869,985	TOTAL TRANSFERS OUT	0.00	735,157	750,157	745,157
0	0	1,022,928	830,539	TOTAL CONTINGENCY	0.00	1,757,648	1,749,295	1,749,295
<u><u>\$ 25,275,092</u></u>	<u><u>\$ 25,738,181</u></u>	<u><u>\$ 29,111,300</u></u>	<u><u>\$ 29,111,300</u></u>	TOTAL EXPENDITURES	<u><u>248.61</u></u>	<u><u>\$ 29,216,974</u></u>	<u><u>\$ 29,633,009</u></u>	<u><u>\$ 29,633,009</u></u>

See appendix for pay schedules.

CAPITAL IMPROVEMENT FUND TYPE

The Capital Improvement Funds account for the receipt and disbursement of resources for buildings and land, buying or maintaining College facilities, and equipment. The principle revenues include transfers from the General Fund, bond levy proceeds, certificates of participation and investment earnings.

This page intentionally left blank.

CAPITAL IMPROVEMENT FUND - COPS & BONDS

The Capital Improvement Fund - COP & Bonds accounts for the purchase or remodel of buildings and land with COP and bond proceeds.

ROGUE COMMUNITY COLLEGE
CAPITAL IMPROVEMENT FUND - MAINTENANCE
SUMMARY OF REVENUE AND EXPENDITURES
2009/10 ADOPTED BUDGET

06/07 ACTUAL	07/08 ACTUAL	08/09 ADOPTED	08/09 CURRENT		PROPOSED TOTAL	APPROVED TOTAL	ADOPTED TOTAL
\$ 318,429	\$ 37,384	\$ 391,503	\$ 377,430	OTHER REVENUE SOURCES	\$ 500,000	\$ 500,000	\$ 500,000
75,000	312,497	156,000	156,000	TRANSFERS IN	156,000	156,000	156,000
247,846	509,337	458,668	472,741	BEGINNING FUND BALANCE	506,001	541,724	541,724
<u>\$ 641,276</u>	<u>\$ 859,218</u>	<u>\$ 1,006,171</u>	<u>\$ 1,006,171</u>	TOTAL REVENUE	<u>\$ 1,162,001</u>	<u>\$ 1,197,724</u>	<u>\$ 1,197,724</u>
\$ 0	\$ 79,360	\$ 56,000	\$ 371,085	PLANT OPERATIONS AND MAINTENANCE	\$ 480,422	\$ 516,423	\$ 516,423
131,938	142,245	700,756	402,174	FACILITIES ACQUISITION & CONSTRUCTION	500,756	500,478	500,478
0	0	249,415	232,912	CONTINGENCIES	180,823	180,823	180,823
<u>\$ 131,938</u>	<u>\$ 221,606</u>	<u>\$ 1,006,171</u>	<u>\$ 1,006,171</u>	TOTAL EXPENDITURES	<u>\$ 1,162,001</u>	<u>\$ 1,197,724</u>	<u>\$ 1,197,724</u>

ROGUE COMMUNITY COLLEGE
 CAPITAL IMPROVEMENT FUND - MAINTENANCE
 SUMMARY OF PERSONNEL
 2009/10 ADOPTED BUDGET

06/07 ACTUAL	07/08 ACTUAL	08/09 ADOPTED	08/09 CURRENT	DESCRIPTION	ADOPTED FTE	PROPOSED TOTAL	APPROVED TOTAL	ADOPTED TOTAL
\$ 131,938	\$ 74,062	\$ 756,756	\$ 634,977	TOTAL MATERIALS AND SERVICES	0.00	\$ 981,178	\$ 1,016,901	\$ 1,016,901
0	147,543	0	138,282	TOTAL CAPITAL EQUIPMENT	0.00	0	0	0
0	0	249,415	232,912	TOTAL CONTINGENCY	0.00	180,823	180,823	180,823
<u>\$ 131,938</u>	<u>\$ 221,606</u>	<u>\$ 1,006,171</u>	<u>\$ 1,006,171</u>	TOTAL EXPENDITURES	<u>0.00</u>	<u>\$ 1,162,001</u>	<u>\$ 1,197,724</u>	<u>\$ 1,197,724</u>

See appendix for pay schedules.

This page intentionally left blank.

CAPITAL IMPROVEMENT FUND - COPS & BONDS

The Capital Improvement Fund - COP & Bonds accounts for the purchase or remodel of buildings and land with COP and bond proceeds.

ROGUE COMMUNITY COLLEGE
CAPITAL IMPROVEMENT FUND - COPS & BONDS
SUMMARY OF REVENUE AND EXPENDITURES
2009/10 ADOPTED BUDGET

06/07 ACTUAL	07/08 ACTUAL	08/09 ADOPTED	08/09 CURRENT		PROPOSED TOTAL	APPROVED TOTAL	ADOPTED TOTAL
\$ 516,713	\$ 260,316	\$ 0	\$ 0	OTHER REVENUE SOURCES	\$ 200,000	\$ 200,000	\$ 200,000
9,251,059	6,954,970	4,953,750	4,953,750	BEGINNING FUND BALANCE	3,000,000	3,000,000	3,000,000
<u>\$ 9,767,772</u>	<u>\$ 7,215,287</u>	<u>\$ 4,953,750</u>	<u>\$ 4,953,750</u>	TOTAL REVENUE	<u>\$ 3,200,000</u>	<u>\$ 3,200,000</u>	<u>\$ 3,200,000</u>
\$ 2,807,506	\$ 3,171,773	\$ 4,953,750	\$ 4,953,750	FACILITIES ACQUISITION & CONSTRUCTION	\$ 3,200,000	\$ 3,200,000	\$ 3,200,000
<u>\$ 2,807,506</u>	<u>\$ 3,171,773</u>	<u>\$ 4,953,750</u>	<u>\$ 4,953,750</u>	TOTAL EXPENDITURES	<u>\$ 3,200,000</u>	<u>\$ 3,200,000</u>	<u>\$ 3,200,000</u>

ROGUE COMMUNITY COLLEGE
CAPITAL IMPROVEMENT FUND - COPS & BONDS
SUMMARY OF PERSONNEL
2009/10 ADOPTED BUDGET

06/07 ACTUAL	07/08 ACTUAL	08/09 ADOPTED	08/09 CURRENT	DESCRIPTION	ADOPTED FTE	PROPOSED TOTAL	APPROVED TOTAL	ADOPTED TOTAL
\$ 108,334	\$ 112,667	\$ 94,166	\$ 94,166	EXEMPT	0.00	\$ 0	\$ 0	\$ 0
6,172	7,744	16,774	16,774	CLASSIFIED	0.00	0	0	0
2,252	0	0	5,000	TEMPORARY HOURLY	0.00	0	0	0
44,768	46,413	47,711	48,120	FRINGE BENEFITS	0.00	0	0	0
<u>\$ 161,527</u>	<u>\$ 166,825</u>	<u>\$ 158,651</u>	<u>\$ 164,060</u>	TOTAL PERSONNEL SERVICES	<u>0.00</u>	<u>\$ 0</u>	<u>\$ 0</u>	<u>\$ 0</u>
791,693	434,636	1,250,000	1,344,214	TOTAL MATERIALS AND SERVICES	0.00	3,200,000	3,200,000	3,200,000
1,854,284	2,570,311	3,545,099	3,445,476	TOTAL CAPITAL EQUIPMENT	0.00	0	0	0
<u>\$ 2,807,506</u>	<u>\$ 3,171,773</u>	<u>\$ 4,953,750</u>	<u>\$ 4,953,750</u>	TOTAL EXPENDITURES	<u>0.00</u>	<u>\$ 3,200,000</u>	<u>\$ 3,200,000</u>	<u>\$ 3,200,000</u>

See appendix for pay schedules.

This page intentionally left blank.

CAPITAL IMPROVEMENT FUND - STATE FUNDS

The Capital Improvement Fund – State Funds accounts for state funding received for capital projects, such as the Go Oregon Stimulus Plan for Deferred Maintenance Projects.

ROGUE COMMUNITY COLLEGE
CAPITAL IMPROVEMENT FUND - STATE FUNDS
SUMMARY OF REVENUE AND EXPENDITURES
2009/10 ADOPTED BUDGET

06/07 ACTUAL	07/08 ACTUAL	08/09 ADOPTED	08/09 CURRENT		PROPOSED TOTAL	APPROVED TOTAL	ADOPTED TOTAL
\$ 0	\$ 3,895,000	\$ 300,000	\$ 4,300,000	STATE SOURCES	\$ 4,000,000	\$ 4,000,000	\$ 4,000,000
<u>\$ 0</u>	<u>\$ 3,895,000</u>	<u>\$ 300,000</u>	<u>\$ 4,300,000</u>	TOTAL REVENUE	<u>\$ 4,000,000</u>	<u>\$ 4,000,000</u>	<u>\$ 4,000,000</u>
\$ 0	\$ 0	\$ 0	\$ 4,000,000	PLANT OPERATIONS AND MAINTENANCE	\$ 4,000,000	\$ 4,000,000	\$ 4,000,000
0	3,895,000	300,000	300,000	FACILITIES ACQUISITION & CONSTRUCTION	0	0	0
<u>\$ 0</u>	<u>\$ 3,895,000</u>	<u>\$ 300,000</u>	<u>\$ 4,300,000</u>	TOTAL EXPENDITURES	<u>\$ 4,000,000</u>	<u>\$ 4,000,000</u>	<u>\$ 4,000,000</u>

ROGUE COMMUNITY COLLEGE
CAPITAL IMPROVEMENT FUND - STATE FUNDS
SUMMARY OF PERSONNEL
2009/10 ADOPTED BUDGET

06/07 ACTUAL	07/08 ACTUAL	08/09 ADOPTED	08/09 CURRENT	DESCRIPTION	ADOPTED FTE	PROPOSED TOTAL	APPROVED TOTAL	ADOPTED TOTAL
\$ 0	\$ 0	\$ 0	\$ 3,864	TEMPORARY HOURLY	0.00	\$ 0	\$ 0	\$ 0
0	0	0	417	FRINGE BENEFITS	0.00	0	0	0
<u>\$ 0</u>	<u>\$ 0</u>	<u>\$ 0</u>	<u>\$ 4,281</u>	TOTAL PERSONNEL SERVICES	<u>0.00</u>	<u>\$ 0</u>	<u>\$ 0</u>	<u>\$ 0</u>
0	0	0	223,136	TOTAL MATERIALS AND SERVICES	0.00	0	0	0
0	3,895,000	300,000	4,072,583	TOTAL CAPITAL EQUIPMENT	0.00	4,000,000	4,000,000	4,000,000
<u>\$ 0</u>	<u>\$ 3,895,000</u>	<u>\$ 300,000</u>	<u>\$ 4,300,000</u>	TOTAL EXPENDITURES	<u>0.00</u>	<u>\$ 4,000,000</u>	<u>\$ 4,000,000</u>	<u>\$ 4,000,000</u>

See appendix for pay schedules.

This page intentionally left blank.

DEBT SERVICE FUND

The Debt Service Fund accounts for the accumulation of resources for and payment of principal and interest on the College's long-term debt obligations. The principal revenues are transfers from the General Fund and property taxes approved for bond levies.

ROGUE COMMUNITY COLLEGE
DEBT SERVICE FUND
SUMMARY OF REVENUE AND EXPENDITURES
2009/10 ADOPTED BUDGET

06/07 ACTUAL	07/08 ACTUAL	08/09 ADOPTED	08/09 CURRENT	DESCRIPTION	PROPOSED TOTAL	APPROVED TOTAL	ADOPTED TOTAL
\$ 1,627,006	\$ 1,685,529	\$ 1,691,363	\$ 1,691,363	LOCAL SOURCES	\$ 1,676,558	\$ 1,676,558	\$ 1,676,558
29,214	34,195	454,196	454,196	OTHER REVENUE SOURCES	117,006	117,156	117,156
1,482,960	1,421,652	1,411,511	1,411,511	TRANSFERS IN	1,467,236	1,457,236	1,457,236
51,738	136,121	250,523	250,523	BEGINNING FUND BALANCE	266,281	266,281	266,281
<u>\$ 3,190,918</u>	<u>\$ 3,277,497</u>	<u>\$ 3,807,593</u>	<u>\$ 3,807,593</u>	TOTAL REVENUE	<u>\$ 3,527,081</u>	<u>\$ 3,517,231</u>	<u>\$ 3,517,231</u>
\$ 1,575,613	\$ 1,616,873	\$ 1,691,363	\$ 1,691,513	GENERAL OBLIGATION BOND SERIES 2005	\$ 1,753,213	\$ 1,753,363	\$ 1,753,363
1,207,562	1,137,812	1,185,847	1,185,848	LIMITED TAX PENSION OBLIGATION SERIES 2005	1,231,330	1,231,330	1,231,330
25,746	25,745	25,746	25,746	TITLE VII LOAN	25,746	25,746	25,746
112,327	119,350	60,000	60,000	TAX AND REVENUE ANTICIPATION NOTE	75,000	65,000	65,000
138,845	139,514	139,918	139,918	CERTIFICATES OF PARTICIPATION	135,160	135,160	135,160
0	0	704,719	704,568	CONTINGENCY	306,632	306,632	306,632
<u>\$ 3,060,093</u>	<u>\$ 3,039,294</u>	<u>\$ 3,807,593</u>	<u>\$ 3,807,593</u>	TOTAL EXPENDITURES	<u>\$ 3,527,081</u>	<u>\$ 3,517,231</u>	<u>\$ 3,517,231</u>

Tax Revenue Anticipation Note is not included in the above figures in accordance with Oregon Local Budget Law.

ROGUE COMMUNITY COLLEGE
DEBT SERVICE FUND
SUMMARY OF PERSONNEL
2009/10 ADOPTED BUDGET

06/07 ACTUAL	07/08 ACTUAL	08/09 ADOPTED	08/09 CURRENT	DESCRIPTION	ADOPTED FTE	PROPOSED TOTAL	APPROVED TOTAL	ADOPTED TOTAL
\$ 1,575,612	\$ 1,616,873	\$ 1,691,363	\$ 1,691,513	TOTAL GENERAL OBLIGATION BOND SERIES 2005	0.00	\$ 1,753,213	\$ 1,753,363	\$ 1,753,363
1,207,562	1,137,811	1,185,847	1,185,848	TOTAL LIMITED TAX PENSION OBLIGATION	0.00	1,231,330	1,231,330	1,231,330
25,745	25,745	25,746	25,746	TOTAL TITLE VII LOAN	0.00	25,746	25,746	25,746
112,326	119,350	60,000	60,000	TOTAL TAX AND REVENUE ANTICIPATION NOTE	0.00	75,000	65,000	65,000
138,845	139,513	139,918	139,918	TOTAL CERTIFICATES OF PARTICIPATION	0.00	135,160	135,160	135,160
0	0	704,719	704,568	TOTAL CONTINGENCY	0.00	306,632	306,632	306,632
<u>\$ 3,060,091</u>	<u>\$ 3,039,294</u>	<u>\$ 3,807,593</u>	<u>\$ 3,807,593</u>	TOTAL EXPENDITURES	<u>0.00</u>	<u>\$ 3,527,081</u>	<u>\$ 3,517,231</u>	<u>\$ 3,517,231</u>

See appendix for pay schedules.

This page intentionally left blank.

SPECIAL REVENUE FUND TYPE

The Special Revenue Funds account for revenues and expenditures for specific projects that are legally restricted for a specific purpose and the Financial Aid Fund. Funds included in this classification are College Services Fund, Contract and Grant Fund, Financial Aid Fund, Higher Education Center Fund, Intra-College Fund, PERS Fund, Self Support Fund, Technology Fund, and Unemployment Reserve Fund.

This page intentionally left blank.

COLLEGE SERVICES FUND

The College Services Fund accounts for College building remodel, building lease and/or building purchase. The principle revenue is from half of the College Services fee remitted by students.

ROGUE COMMUNITY COLLEGE
COLLEGE SERVICES FUND
SUMMARY OF REVENUE AND EXPENDITURES
2009/10 ADOPTED BUDGET

06/07 ACTUAL	07/08 ACTUAL	08/09 ADOPTED	08/09 CURRENT		PROPOSED TOTAL	APPROVED TOTAL	ADOPTED TOTAL
\$ 305,368	\$ 310,328	\$ 320,000	\$ 320,000	TUITION AND FEES	\$ 320,000	\$ 400,000	\$ 400,000
0	0	50,000	50,000	OTHER REVENUE SOURCES	50,000	50,000	50,000
60,000	0	0	0	TRANSFERS IN	0	0	0
236,321	108,336	22,597	22,597	BEGINNING FUND BALANCE	21,696	67,976	67,976
<u>\$ 601,689</u>	<u>\$ 418,665</u>	<u>\$ 392,597</u>	<u>\$ 392,597</u>	TOTAL REVENUE	<u>\$ 391,696</u>	<u>\$ 517,976</u>	<u>\$ 517,976</u>
\$ 315,076	\$ 0	\$ 0	\$ 0	COLLEGE SUPPORT SERVICES	\$ 0	\$ 0	\$ 0
0	231,772	176,933	176,933	PLANT OPERATIONS AND MAINTENANCE	180,790	180,790	180,790
15,205	0	0	0	FACILITIES ACQUISITION & CONSTRUCTION	0	0	0
163,071	164,490	165,664	165,664	TRANSFERS OUT	160,906	160,906	160,906
0	0	50,000	50,000	CONTINGENCIES	50,000	176,280	176,280
<u>\$ 493,353</u>	<u>\$ 396,262</u>	<u>\$ 392,597</u>	<u>\$ 392,597</u>	TOTAL EXPENDITURES	<u>\$ 391,696</u>	<u>\$ 517,976</u>	<u>\$ 517,976</u>

ROGUE COMMUNITY COLLEGE
COLLEGE SERVICES FUND
SUMMARY OF PERSONNEL
2009/10 ADOPTED BUDGET

06/07 ACTUAL	07/08 ACTUAL	08/09 ADOPTED	08/09 CURRENT	DESCRIPTION	ADOPTED FTE	PROPOSED TOTAL	APPROVED TOTAL	ADOPTED TOTAL
\$ 330,281	\$ 231,772	\$ 176,933	\$ 176,933	TOTAL MATERIALS AND SERVICES	0.00	\$ 180,790	\$ 180,790	\$ 180,790
163,071	164,490	165,664	165,664	TOTAL TRANSFERS OUT	0.00	160,906	160,906	160,906
0	0	50,000	50,000	TOTAL CONTINGENCY	0.00	50,000	176,280	176,280
<u>\$ 493,353</u>	<u>\$ 396,262</u>	<u>\$ 392,597</u>	<u>\$ 392,597</u>	TOTAL EXPENDITURES	<u>0.00</u>	<u>\$ 391,696</u>	<u>\$ 517,976</u>	<u>\$ 517,976</u>

See appendix for pay schedules.

This page intentionally left blank.

CONTRACT AND GRANT FUND

The Contract and Grant Fund accounts for grants and contracts for the Small Business Development Center, Title III, U.S. Department of Education (which includes TRIO), U.S. Department of Labor Construction Expansion, Rogue Community College Foundation Department Projects and other contracts and grants. Revenues are primarily provided by federal, state and local sources.

**ROGUE COMMUNITY COLLEGE
CONTRACT AND GRANT FUND
SUMMARY OF REVENUE AND EXPENDITURES
2009/10 ADOPTED BUDGET**

06/07 ACTUAL	07/08 ACTUAL	08/09 ADOPTED	08/09 CURRENT		PROPOSED TOTAL	APPROVED TOTAL	ADOPTED TOTAL
\$ 2,142,109	\$ 2,197,465	\$ 2,836,349	\$ 3,198,863	FEDERAL SOURCES	\$ 2,532,316	\$ 2,554,434	\$ 2,551,349
232,990	209,944	1,328,462	1,162,780	STATE SOURCES	1,671,480	1,671,480	1,676,444
438,479	347,675	467,153	423,127	LOCAL SOURCES	219,715	219,715	227,567
128,473	133,219	115,000	139,000	TUITION AND FEES	139,000	139,000	139,000
211,693	253,670	1,388,540	1,071,207	OTHER REVENUE SOURCES	1,352,040	1,377,920	1,377,920
142,097	0	0	0	TRANSFERS IN	0	0	0
134,315	281,056	189,828	330,355	BEGINNING FUND BALANCE	163,843	235,299	235,299
\$ 3,430,158	\$ 3,423,030	\$ 6,325,332	\$ 6,325,332	TOTAL REVENUE	\$ 6,078,394	\$ 6,197,848	\$ 6,207,579
\$ 1,008,514	\$ 927,361	\$ 1,657,241	\$ 1,803,011	INSTRUCTION	\$ 2,225,570	\$ 2,307,086	\$ 2,320,777
853,718	899,150	1,735,820	1,657,511	INSTRUCTIONAL SUPPORT	1,432,663	1,438,463	1,438,463
1,039,560	1,018,324	1,680,855	1,573,772	STUDENT SERVICES	1,649,041	1,656,041	1,656,041
0	65,447	55,012	55,012	COMMUNITY SERVICES	0	24,618	24,618
215,196	114,829	315,953	315,953	COLLEGE SUPPORT SERVICES	483,630	483,630	483,630
5,492	11,284	50,000	53,589	PLANT OPERATIONS AND MAINTENANCE	50,000	50,520	50,520
26,620	56,279	560,000	570,576	FACILITIES ACQUISITION & CONSTRUCTION	0	0	0
0	0	270,451	295,908	CONTINGENCIES	237,490	237,490	233,530
\$ 3,149,101	\$ 3,092,676	\$ 6,325,332	\$ 6,325,332	TOTAL EXPENDITURES	\$ 6,078,394	\$ 6,197,848	\$ 6,207,579

**ROGUE COMMUNITY COLLEGE
 CONTRACT AND GRANT FUND
 SUMMARY OF PERSONNEL
 2009/10 ADOPTED BUDGET**

06/07 ACTUAL	07/08 ACTUAL	08/09 ADOPTED	08/09 CURRENT	DESCRIPTION	ADOPTED FTE	PROPOSED TOTAL	APPROVED TOTAL	ADOPTED TOTAL
\$ 227,819	\$ 231,086	\$ 230,872	\$ 309,735	EXEMPT	4.00	\$ 228,591	\$ 228,591	\$ 228,591
446,883	388,652	344,227	427,858	FULL TIME FACULTY	4.98	270,683	270,683	270,683
387,592	532,226	514,460	633,671	CLASSIFIED	15.33	516,885	516,885	516,885
708,909	566,383	554,861	887,612	PART TIME FACULTY	0.00	468,922	478,656	495,164
81,766	93,819	17,882	47,150	TEMPORARY HOURLY	0.00	56,171	56,171	56,171
52,304	49,796	103,228	111,852	STUDENT HOURLY	0.00	63,670	63,670	63,670
0	0	191,563	117,470	OTHER PERSONNEL	0.00	535,479	535,479	535,479
521,255	538,793	583,464	769,508	FRINGE BENEFITS	0.00	481,425	483,438	485,809
<u>\$ 2,426,530</u>	<u>\$ 2,400,758</u>	<u>\$ 2,540,557</u>	<u>\$ 3,304,856</u>	TOTAL PERSONNEL SERVICES	<u>24.31</u>	<u>\$ 2,621,826</u>	<u>\$ 2,633,573</u>	<u>\$ 2,652,452</u>
619,314	691,128	3,035,662	2,241,243	TOTAL MATERIALS AND SERVICES	0.00	3,215,416	3,323,123	3,317,935
103,256	789	478,662	483,325	TOTAL CAPITAL EQUIPMENT	0.00	3,662	3,662	3,662
0	0	270,451	295,908	TOTAL CONTINGENCY	0.00	237,490	237,490	233,530
<u>\$ 3,149,101</u>	<u>\$ 3,092,676</u>	<u>\$ 6,325,332</u>	<u>\$ 6,325,332</u>	TOTAL EXPENDITURES	<u>24.31</u>	<u>\$ 6,078,394</u>	<u>\$ 6,197,848</u>	<u>\$ 6,207,579</u>

See appendix for pay schedules.

This page intentionally left blank.

FINANCIAL AID FUND

The Financial Aid Fund accounts for the provision of grants, stipends and other aid to enrolled students including; Pell Grants; Supplemental Educational Opportunity Grants; Oregon State Scholarship Commission Grants; College Work-Study; and awards from the Rogue Community College Foundation. Revenues are primarily provided by federal government grants.

ROGUE COMMUNITY COLLEGE
FINANCIAL AID FUND
SUMMARY OF REVENUE AND EXPENDITURES
2009/10 ADOPTED BUDGET

06/07 ACTUAL	07/08 ACTUAL	08/09 ADOPTED	08/09 CURRENT		PROPOSED TOTAL	APPROVED TOTAL	ADOPTED TOTAL
\$ 4,662,528	\$ 4,748,199	\$ 5,491,938	\$ 6,491,936	FEDERAL SOURCES	\$ 7,491,938	\$ 10,491,938	\$ 10,491,938
1,405,888	1,469,141	2,600,000	2,600,000	STATE SOURCES	3,100,000	3,100,000	3,100,000
360,629	400,721	400,000	400,000	LOCAL SOURCES	700,000	700,000	700,000
0	0	1,000,000	2	OTHER REVENUE SOURCES	1,000,000	1,000,000	1,000,000
19,229	13,202	0	0	TRANSFERS IN	0	0	0
<u>\$ 6,448,275</u>	<u>\$ 6,631,263</u>	<u>\$ 9,491,938</u>	<u>\$ 9,491,938</u>	TOTAL REVENUE	<u>\$ 12,291,938</u>	<u>\$ 15,291,938</u>	<u>\$ 15,291,938</u>
\$ 6,418,743	\$ 6,611,568	\$ 8,456,938	\$ 9,456,936	FINANCIAL AID	\$ 12,256,938	\$ 15,256,938	\$ 15,256,938
29,532	19,695	35,000	35,000	TRANSFERS OUT	35,000	35,000	35,000
0	0	1,000,000	2	CONTINGENCIES	0	0	0
<u>\$ 6,448,275</u>	<u>\$ 6,631,263</u>	<u>\$ 9,491,938</u>	<u>\$ 9,491,938</u>	TOTAL EXPENDITURES	<u>\$ 12,291,938</u>	<u>\$ 15,291,938</u>	<u>\$ 15,291,938</u>

Intra-fund transfers are not consolidated in these reports.

ROGUE COMMUNITY COLLEGE
FINANCIAL AID FUND
SUMMARY OF PERSONNEL
2009/10 ADOPTED BUDGET

06/07 ACTUAL	07/08 ACTUAL	08/09 ADOPTED	08/09 CURRENT	DESCRIPTION	ADOPTED FTE	PROPOSED TOTAL	APPROVED TOTAL	ADOPTED TOTAL
\$ 196,948	\$ 167,954	\$ 316,938	\$ 316,938	STUDENT HOURLY	0.00	\$ 316,938	\$ 316,938	\$ 316,938
<u>\$ 196,948</u>	<u>\$ 167,954</u>	<u>\$ 316,938</u>	<u>\$ 316,938</u>	TOTAL PERSONNEL SERVICES	<u>0.00</u>	<u>\$ 316,938</u>	<u>\$ 316,938</u>	<u>\$ 316,938</u>
6,221,794	6,443,614	8,140,000	9,139,998	TOTAL MATERIALS AND SERVICES	0.00	11,940,000	14,940,000	14,940,000
29,532	19,695	35,000	35,000	TOTAL TRANSFERS OUT	0.00	35,000	35,000	35,000
0	0	1,000,000	2	TOTAL CONTINGENCY	0.00	0	0	0
<u>\$ 6,448,275</u>	<u>\$ 6,631,263</u>	<u>\$ 9,491,938</u>	<u>\$ 9,491,938</u>	TOTAL EXPENDITURES	<u>0.00</u>	<u>\$ 12,291,938</u>	<u>\$ 15,291,938</u>	<u>\$ 15,291,938</u>

See appendix for pay schedules.

This page intentionally left blank.

HIGHER EDUCATION CENTER FUND

The Higher Education Center Fund accounts for the day-to-day expenditures such as security, utilities, custodial services, copiers, maintenance services and technology support necessary to run the Higher Education Center building. Rogue Community College and Southern Oregon University share these costs.

ROGUE COMMUNITY COLLEGE
HIGHER EDUCATION CENTER FUND
SUMMARY OF REVENUE AND EXPENDITURES
2009/10 ADOPTED BUDGET

06/07 ACTUAL	07/08 ACTUAL	08/09 ADOPTED	08/09 CURRENT		PROPOSED TOTAL	APPROVED TOTAL	ADOPTED TOTAL
\$ 0	\$ 0	\$ 318,446	\$ 318,446	OTHER REVENUE SOURCES	\$ 364,461	\$ 364,461	\$ 364,461
0	0	296,224	296,224	TRANSFERS IN	314,923	314,923	314,923
\$ 0	\$ 0	\$ 614,670	\$ 614,670	TOTAL REVENUE	\$ 679,384	\$ 679,384	\$ 679,384
\$ 0	\$ 0	\$ 21,430	\$ 28,978	INSTRUCTIONAL SUPPORT	\$ 12,478	\$ 12,478	\$ 12,478
0	0	139,332	147,627	COLLEGE SUPPORT SERVICES	192,689	192,689	192,689
0	0	406,577	420,734	PLANT OPERATIONS AND MAINTENANCE	420,231	420,231	420,231
0	0	47,331	17,331	CONTINGENCIES	53,986	53,986	53,986
\$ 0	\$ 0	\$ 614,670	\$ 614,670	TOTAL EXPENDITURES	\$ 679,384	\$ 679,384	\$ 679,384

ROGUE COMMUNITY COLLEGE
HIGHER EDUCATION CENTER FUND
SUMMARY OF PERSONNEL
2009/10 ADOPTED BUDGET

06/07 ACTUAL	07/08 ACTUAL	08/09 ADOPTED	08/09 CURRENT	DESCRIPTION	ADOPTED FTE	PROPOSED TOTAL	APPROVED TOTAL	ADOPTED TOTAL
\$ 0	\$ 0	\$ 97,786	\$ 82,235	CLASSIFIED	1.39	\$ 62,848	\$ 62,848	\$ 62,848
0	0	15,000	15,000	OTHER PERSONNEL	0.00	0	0	0
0	0	42,995	42,995	FRINGE BENEFITS	0.00	24,112	24,112	24,112
<u>\$ 0</u>	<u>\$ 0</u>	<u>\$ 155,781</u>	<u>\$ 140,230</u>	TOTAL PERSONNEL SERVICES	<u>1.39</u>	<u>\$ 86,960</u>	<u>\$ 86,960</u>	<u>\$ 86,960</u>
0	0	411,558	457,109	TOTAL MATERIALS AND SERVICES	0.00	538,438	538,438	538,438
0	0	47,331	17,331	TOTAL CONTINGENCY	0.00	53,986	53,986	53,986
<u>\$ 0</u>	<u>\$ 0</u>	<u>\$ 614,670</u>	<u>\$ 614,670</u>	TOTAL EXPENDITURES	<u>1.39</u>	<u>\$ 679,384</u>	<u>\$ 679,384</u>	<u>\$ 679,384</u>

See appendix for pay schedules.

This page intentionally left blank.

INTRA-COLLEGE FUND

The Intra-College Fund accounts for activities performed by the College for the benefit of the College. Activities include Associated Students of Rogue Community College, Professional Growth, Staff Development and other departmental charges. The principle revenue for this fund is transfers in from other funds.

ROGUE COMMUNITY COLLEGE
INTRA-COLLEGE FUND
SUMMARY OF REVENUE AND EXPENDITURES
2009/10 ADOPTED BUDGET

06/07 ACTUAL	07/08 ACTUAL	08/09 ADOPTED	08/09 CURRENT		PROPOSED TOTAL	APPROVED TOTAL	ADOPTED TOTAL
\$ 0	\$ 2,000	\$ 0	\$ 0	LOCAL SOURCES	\$ 0	\$ 0	\$ 0
0	84,444	86,400	98,200	TUITION AND FEES	98,200	98,200	98,200
180,243	49,471	442,510	373,262	OTHER REVENUE SOURCES	415,200	415,200	415,200
179,873	105,790	99,300	105,861	TRANSFERS IN	136,034	136,034	136,034
178,855	216,683	167,041	217,928	BEGINNING FUND BALANCE	191,708	191,708	191,708
<u>\$ 538,971</u>	<u>\$ 458,391</u>	<u>\$ 795,251</u>	<u>\$ 795,251</u>	TOTAL REVENUE	<u>\$ 841,142</u>	<u>\$ 841,142</u>	<u>\$ 841,142</u>
\$ 5,407	\$ 0	\$ 0	\$ 0	INSTRUCTION	\$ 0	\$ 0	\$ 0
0	46,982	88,655	99,489	INSTRUCTIONAL SUPPORT	106,009	181,009	181,009
87,480	92,572	84,975	134,050	STUDENT SERVICES	138,420	223,420	223,420
225,875	75,150	137,553	143,735	COLLEGE SUPPORT SERVICES	174,663	264,663	264,663
6,300	927	1,800	2,250	TRANSFERS OUT	1,800	1,800	1,800
0	0	482,268	415,727	CONTINGENCIES	420,250	170,250	170,250
<u>\$ 325,062</u>	<u>\$ 215,633</u>	<u>\$ 795,251</u>	<u>\$ 795,251</u>	TOTAL EXPENDITURES	<u>\$ 841,142</u>	<u>\$ 841,142</u>	<u>\$ 841,142</u>

Intra-fund transfers are not consolidated in these reports.

ROGUE COMMUNITY COLLEGE
INTRA-COLLEGE FUND
SUMMARY OF PERSONNEL
2009/10 ADOPTED BUDGET

06/07 ACTUAL	07/08 ACTUAL	08/09 ADOPTED	08/09 CURRENT	DESCRIPTION	ADOPTED FTE	PROPOSED TOTAL	APPROVED TOTAL	ADOPTED TOTAL
\$ 65,091	\$ 0	\$ 0	\$ 0	EXEMPT	0.00	\$ 0	\$ 0	\$ 0
28,033	0	0	0	CLASSIFIED	0.00	0	0	0
5,955	0	25,000	25,000	PART TIME FACULTY	0.00	20,000	20,000	20,000
0	8,988	2,000	2,000	TEMPORARY HOURLY	0.00	2,000	2,000	2,000
69,504	37,833	45,061	54,767	FRINGE BENEFITS	0.00	54,610	54,610	54,610
<u>\$ 168,584</u>	<u>\$ 46,821</u>	<u>\$ 72,061</u>	<u>\$ 81,767</u>	TOTAL PERSONNEL SERVICES	<u>0.00</u>	<u>\$ 76,610</u>	<u>\$ 76,610</u>	<u>\$ 76,610</u>
150,177	148,279	239,122	295,507	TOTAL MATERIALS AND SERVICES	0.00	342,482	592,482	592,482
0	19,605	0	0	TOTAL CAPITAL EQUIPMENT	0.00	0	0	0
6,300	927	1,800	2,250	TOTAL TRANSFERS OUT	0.00	1,800	1,800	1,800
0	0	482,268	415,727	TOTAL CONTINGENCY	0.00	420,250	170,250	170,250
<u>\$ 325,062</u>	<u>\$ 215,633</u>	<u>\$ 795,251</u>	<u>\$ 795,251</u>	TOTAL EXPENDITURES	<u>0.00</u>	<u>\$ 841,142</u>	<u>\$ 841,142</u>	<u>\$ 841,142</u>

See appendix for pay schedules.

This page intentionally left blank.

PERS FUND

The PERS Fund accounts for the potential PERS unfunded actuarial liability reserve being held by the College. The principal revenue is the PERS expense charged in other funds.

ROGUE COMMUNITY COLLEGE
PERS FUND
SUMMARY OF REVENUE AND EXPENDITURES
2009/10 ADOPTED BUDGET

06/07 ACTUAL	07/08 ACTUAL	08/09 ADOPTED	08/09 CURRENT		PROPOSED TOTAL	APPROVED TOTAL	ADOPTED TOTAL
\$ 1,339,340	\$ 1,410,849	\$ 1,415,477	\$ 1,215,477	OTHER REVENUE SOURCES	\$ 1,415,477	\$ 1,415,477	\$ 1,415,477
0	0	0	200,000	TRANSFERS IN	0	0	0
432,329	559,665	770,261	770,261	BEGINNING FUND BALANCE	770,261	770,261	770,261
<u>\$ 1,771,670</u>	<u>\$ 1,970,515</u>	<u>\$ 2,185,738</u>	<u>\$ 2,185,738</u>	TOTAL REVENUE	<u>\$ 2,185,738</u>	<u>\$ 2,185,738</u>	<u>\$ 2,185,738</u>
\$ 4,442	\$ -176	\$ 5,000	\$ 85,000	COLLEGE SUPPORT SERVICES	\$ 75,000	\$ 75,000	\$ 75,000
1,207,562	1,137,811	1,185,847	1,185,847	TRANSFERS OUT	1,231,330	1,231,330	1,231,330
0	0	994,891	914,891	CONTINGENCIES	879,408	879,408	879,408
<u>\$ 1,212,004</u>	<u>\$ 1,137,634</u>	<u>\$ 2,185,738</u>	<u>\$ 2,185,738</u>	TOTAL EXPENDITURES	<u>\$ 2,185,738</u>	<u>\$ 2,185,738</u>	<u>\$ 2,185,738</u>

ROGUE COMMUNITY COLLEGE
PERS FUND
SUMMARY OF PERSONNEL
2009/10 ADOPTED BUDGET

06/07 ACTUAL	07/08 ACTUAL	08/09 ADOPTED	08/09 CURRENT	DESCRIPTION	ADOPTED FTE	PROPOSED TOTAL	APPROVED TOTAL	ADOPTED TOTAL
\$ 4,442	\$ -176	\$ 5,000	\$ 85,000	FRINGE BENEFITS	0.00	\$ 75,000	\$ 75,000	\$ 75,000
<u>\$ 4,442</u>	<u>\$ -176</u>	<u>\$ 5,000</u>	<u>\$ 85,000</u>	TOTAL PERSONNEL SERVICES	<u>0.00</u>	<u>\$ 75,000</u>	<u>\$ 75,000</u>	<u>\$ 75,000</u>
1,207,562	1,137,811	1,185,847	1,185,847	TOTAL TRANSFERS OUT	0.00	1,231,330	1,231,330	1,231,330
0	0	994,891	914,891	TOTAL CONTINGENCY	0.00	879,408	879,408	879,408
<u>\$ 1,212,004</u>	<u>\$ 1,137,634</u>	<u>\$ 2,185,738</u>	<u>\$ 2,185,738</u>	TOTAL EXPENDITURES	<u>0.00</u>	<u>\$ 2,185,738</u>	<u>\$ 2,185,738</u>	<u>\$ 2,185,738</u>

See appendix for pay schedules.

This page intentionally left blank.

SELF-SUPPORT FUND

The Self-Support Fund accounts for the self-support instructional activities of the College. The principle revenue is tuition and fees.

**ROGUE COMMUNITY COLLEGE
SELF-SUPPORT FUND
SUMMARY OF REVENUE AND EXPENDITURES
2009/10 ADOPTED BUDGET**

06/07 ACTUAL	07/08 ACTUAL	08/09 ADOPTED	08/09 CURRENT		PROPOSED TOTAL	APPROVED TOTAL	ADOPTED TOTAL
\$ 84,420	\$ 93,030	\$ 107,669	\$ 107,669	STATE SOURCES	\$ 105,000	\$ 105,000	\$ 105,000
2,500	1,000	0	0	LOCAL SOURCES	0	0	0
1,326,914	1,283,623	2,160,761	2,155,296	TUITION AND FEES	2,177,037	2,177,037	2,177,037
171,048	16,387	531,570	537,035	OTHER REVENUE SOURCES	517,041	520,581	520,581
200,832	6,641	0	0	TRANSFERS IN	0	0	0
0	118,908	0	0	BEGINNING FUND BALANCE	0	0	0
\$ 1,785,715	\$ 1,519,591	\$ 2,800,000	\$ 2,800,000	TOTAL REVENUE	\$ 2,799,078	\$ 2,802,618	\$ 2,802,618
\$ 996,667	\$ 858,647	\$ 749,332	\$ 841,485	INSTRUCTION	\$ 1,772,176	\$ 1,770,406	\$ 1,770,406
322,237	506,362	521,045	521,312	INSTRUCTIONAL SUPPORT	614,041	619,351	619,351
19,093	17,600	10,000	22,803	STUDENT SERVICES	38,000	38,000	38,000
0	6,387	5,079	15,277	COMMUNITY SERVICES	0	0	0
117,595	1,540	0	0	COLLEGE SUPPORT SERVICES	0	0	0
211,211	0	0	0	TRANSFERS OUT	0	0	0
0	0	1,514,544	1,399,123	CONTINGENCIES	374,861	374,861	374,861
\$ 1,666,806	\$ 1,390,538	\$ 2,800,000	\$ 2,800,000	TOTAL EXPENDITURES	\$ 2,799,078	\$ 2,802,618	\$ 2,802,618

ROGUE COMMUNITY COLLEGE
SELF-SUPPORT FUND
SUMMARY OF PERSONNEL
2009/10 ADOPTED BUDGET

06/07 ACTUAL	07/08 ACTUAL	08/09 ADOPTED	08/09 CURRENT	DESCRIPTION	ADOPTED FTE	PROPOSED TOTAL	APPROVED TOTAL	ADOPTED TOTAL
\$ 81,326	\$ 118,499	\$ 119,084	\$ 119,084	EXEMPT	2.00	\$ 116,850	\$ 116,850	\$ 116,850
99,286	102,945	97,657	57,339	FULL TIME FACULTY	0.00	0	0	0
195,134	223,374	233,335	230,335	CLASSIFIED	6.00	218,643	218,643	218,643
458,141	374,976	355,143	398,901	PART TIME FACULTY	0.00	372,588	372,588	372,588
231	3,749	0	3,000	TEMPORARY HOURLY	0.00	0	4,914	4,914
221,237	247,925	265,325	265,325	FRINGE BENEFITS	0.00	214,935	215,331	215,331
<u>\$ 1,055,357</u>	<u>\$ 1,071,471</u>	<u>\$ 1,070,544</u>	<u>\$ 1,073,984</u>	TOTAL PERSONNEL SERVICES	<u>8.00</u>	<u>\$ 923,016</u>	<u>\$ 928,326</u>	<u>\$ 928,326</u>
378,910	304,342	195,602	307,583	TOTAL MATERIALS AND SERVICES	0.00	1,477,201	1,475,431	1,475,431
21,327	14,725	19,310	19,310	TOTAL CAPITAL EQUIPMENT	0.00	24,000	24,000	24,000
211,211	0	0	0	TOTAL TRANSFERS OUT	0.00	0	0	0
0	0	1,514,544	1,399,123	TOTAL CONTINGENCY	0.00	374,861	374,861	374,861
<u>\$ 1,666,806</u>	<u>\$ 1,390,538</u>	<u>\$ 2,800,000</u>	<u>\$ 2,800,000</u>	TOTAL EXPENDITURES	<u>8.00</u>	<u>\$ 2,799,078</u>	<u>\$ 2,802,618</u>	<u>\$ 2,802,618</u>

See appendix for pay schedules.

This page intentionally left blank.

TECHNOLOGY AND EQUIPMENT FUND

The Technology and Equipment Fund is designated for the replacement of the College's equipment. The principle revenues are the \$4 per credit and the \$4 per non-credit course technology fee, the \$25 per course distance education fee, host provider service fees and transfers in from the General Fund. The principle expenditure is upgrades/replacements for equipment.

ROGUE COMMUNITY COLLEGE
TECHNOLOGY AND EQUIPMENT FUND
SUMMARY OF REVENUE AND EXPENDITURES
2009/10 ADOPTED BUDGET

06/07 ACTUAL	07/08 ACTUAL	08/09 ADOPTED	08/09 CURRENT		PROPOSED TOTAL	APPROVED TOTAL	ADOPTED TOTAL
\$ 2,651	\$ 0	\$ 3,000	\$ 3,000	STATE SOURCES	\$ 3,000	\$ 3,000	\$ 3,000
595,973	615,703	602,000	602,000	TUITION AND FEES	602,000	685,333	685,333
1,894	2,924	100,000	17,219	OTHER REVENUE SOURCES	100,000	100,000	100,000
77,114	24,047	15,000	15,000	TRANSFERS IN	15,000	40,000	35,000
85,093	269,851	185,000	267,781	BEGINNING FUND BALANCE	426,531	421,731	421,731
\$ 762,727	\$ 912,526	\$ 905,000	\$ 905,000	TOTAL REVENUE	\$ 1,146,531	\$ 1,250,064	\$ 1,245,064
\$ 0	\$ 0	\$ 0	\$ 0	INSTRUCTION	\$ 0	\$ 15,000	\$ 15,000
76,191	223,917	268,350	326,584	INSTRUCTIONAL SUPPORT	528,672	549,505	549,505
396,194	0	0	0	STUDENT SERVICES	0	10,000	5,000
0	317,915	342,500	400,037	COLLEGE SUPPORT SERVICES	492,500	555,000	555,000
8,800	2,500	10,000	18,983	PLANT OPERATIONS AND MAINTENANCE	26,883	22,083	22,083
13,895	0	0	0	TRANSFERS OUT	0	0	0
0	0	284,150	159,396	CONTINGENCIES	98,476	98,476	98,476
\$ 495,080	\$ 544,333	\$ 905,000	\$ 905,000	TOTAL EXPENDITURES	\$ 1,146,531	\$ 1,250,064	\$ 1,245,064

**ROGUE COMMUNITY COLLEGE
 TECHNOLOGY AND EQUIPMENT FUND
 SUMMARY OF PERSONNEL
 2009/10 ADOPTED BUDGET**

06/07 ACTUAL	07/08 ACTUAL	08/09 ADOPTED	08/09 CURRENT	DESCRIPTION	ADOPTED FTE	PROPOSED TOTAL	APPROVED TOTAL	ADOPTED TOTAL
\$ 3,678	\$ 8,517	\$ 17,803	\$ 16,803	CLASSIFIED	0.35	\$ 17,507	\$ 17,507	\$ 17,507
1,200	0	15,000	10,492	PART TIME FACULTY	0.00	15,000	15,000	15,000
1,020	3,913	10,047	10,047	FRINGE BENEFITS	0.00	9,665	9,665	9,665
<u>\$ 5,899</u>	<u>\$ 12,431</u>	<u>\$ 42,850</u>	<u>\$ 37,342</u>	TOTAL PERSONNEL SERVICES	<u>0.35</u>	<u>\$ 42,172</u>	<u>\$ 42,172</u>	<u>\$ 42,172</u>
431,147	440,688	501,750	520,933	TOTAL MATERIALS AND SERVICES	0.00	852,750	925,667	925,667
44,139	91,213	76,250	187,329	TOTAL CAPITAL EQUIPMENT	0.00	153,133	183,749	178,749
13,895	0	0	0	TOTAL TRANSFERS OUT	0.00	0	0	0
0	0	284,150	159,396	TOTAL CONTINGENCY	0.00	98,476	98,476	98,476
<u>\$ 495,080</u>	<u>\$ 544,333</u>	<u>\$ 905,000</u>	<u>\$ 905,000</u>	TOTAL EXPENDITURES	<u>0.35</u>	<u>\$ 1,146,531</u>	<u>\$ 1,250,064</u>	<u>\$ 1,245,064</u>

See appendix for pay schedules.

This page intentionally left blank.

UNEMPLOYMENT RESERVE FUND

The Unemployment Reserve Fund accounts for the payments to the Oregon Employment Division for unemployment benefits paid to terminated employees. Principle revenues are transfers from the General Fund and investment earnings.

ROGUE COMMUNITY COLLEGE
UNEMPLOYMENT RESERVE FUND
SUMMARY OF REVENUE AND EXPENDITURES
2009/10 ADOPTED BUDGET

06/07 ACTUAL	07/08 ACTUAL	08/09 ADOPTED	08/09 CURRENT		PROPOSED TOTAL	APPROVED TOTAL	ADOPTED TOTAL
\$ 22,030	\$ 31,105	\$ 100,000	\$ 103,864	OTHER REVENUE SOURCES	\$ 100,000	\$ 100,000	\$ 100,000
100,000	200,000	50,000	46,136	TRANSFERS IN	50,000	50,000	50,000
384,157	429,281	500,000	500,000	BEGINNING FUND BALANCE	500,000	500,000	500,000
<u>\$ 506,188</u>	<u>\$ 660,387</u>	<u>\$ 650,000</u>	<u>\$ 650,000</u>	TOTAL REVENUE	<u>\$ 650,000</u>	<u>\$ 650,000</u>	<u>\$ 650,000</u>
\$ 76,906	\$ 153,250	\$ 300,000	\$ 300,000	COLLEGE SUPPORT SERVICES	\$ 300,000	\$ 300,000	\$ 300,000
0	0	350,000	350,000	CONTINGENCIES	350,000	350,000	350,000
<u>\$ 76,906</u>	<u>\$ 153,250</u>	<u>\$ 650,000</u>	<u>\$ 650,000</u>	TOTAL EXPENDITURES	<u>\$ 650,000</u>	<u>\$ 650,000</u>	<u>\$ 650,000</u>

ROGUE COMMUNITY COLLEGE
UNEMPLOYMENT RESERVE FUND
SUMMARY OF PERSONNEL
2009/10 ADOPTED BUDGET

06/07 ACTUAL	07/08 ACTUAL	08/09 ADOPTED	08/09 CURRENT	DESCRIPTION	ADOPTED FTE	PROPOSED TOTAL	APPROVED TOTAL	ADOPTED TOTAL
\$ 76,906	\$ 153,250	\$ 300,000	\$ 300,000	FRINGE BENEFITS	0.00	\$ 300,000	\$ 300,000	\$ 300,000
<u>\$ 76,906</u>	<u>\$ 153,250</u>	<u>\$ 300,000</u>	<u>\$ 300,000</u>	TOTAL PERSONNEL SERVICES	<u>0.00</u>	<u>\$ 300,000</u>	<u>\$ 300,000</u>	<u>\$ 300,000</u>
0	0	350,000	350,000	TOTAL CONTINGENCY	0.00	350,000	350,000	350,000
<u>\$ 76,906</u>	<u>\$ 153,250</u>	<u>\$ 650,000</u>	<u>\$ 650,000</u>	TOTAL EXPENDITURES	<u>0.00</u>	<u>\$ 650,000</u>	<u>\$ 650,000</u>	<u>\$ 650,000</u>

See appendix for pay schedules.

This page intentionally left blank.

PROPRIETARY FUND TYPE

The Proprietary Fund is used to account for operations that are financed and operated in a manner similar to those of private business enterprises. The intent is that the cost of providing goods or services to the general public on a continuing basis be financed or recovered primarily through user charges.

This page intentionally left blank.

AUXILIARY SERVICES FUND

The Auxiliary Services Fund accounts for the operation of the College's bookstore.

ROGUE COMMUNITY COLLEGE
AUXILIARY SERVICES FUND
SUMMARY OF REVENUE AND EXPENDITURES
2009/10 ADOPTED BUDGET

06/07 ACTUAL	07/08 ACTUAL	08/09 ADOPTED	08/09 CURRENT		PROPOSED TOTAL	APPROVED TOTAL	ADOPTED TOTAL
\$ 2,153,619	\$ 2,186,867	\$ 2,767,635	\$ 2,767,635	SALES	\$ 2,978,500	\$ 2,978,500	\$ 2,978,500
-13,337	-17,008	5,600	5,600	OTHER INCOME	5,600	5,600	5,600
378,358	451,459	455,000	455,000	BEGINNING FUND BALANCE	455,000	455,000	455,000
<u>\$ 2,518,639</u>	<u>\$ 2,621,318</u>	<u>\$ 3,228,235</u>	<u>\$ 3,228,235</u>	TOTAL REVENUE	<u>\$ 3,439,100</u>	<u>\$ 3,439,100</u>	<u>\$ 3,439,100</u>
\$ 1,978,036	\$ 2,015,542	\$ 2,627,937	\$ 2,927,937	STUDENT SERVICES	\$ 2,837,801	\$ 2,837,801	\$ 2,837,801
85,000	30,000	85,000	85,000	TRANSFERS OUT	85,000	85,000	85,000
0	0	515,298	215,298	CONTINGENCIES	516,299	516,299	516,299
<u>\$ 2,063,036</u>	<u>\$ 2,045,542</u>	<u>\$ 3,228,235</u>	<u>\$ 3,228,235</u>	TOTAL EXPENDITURES	<u>\$ 3,439,100</u>	<u>\$ 3,439,100</u>	<u>\$ 3,439,100</u>

ROGUE COMMUNITY COLLEGE
AUXILIARY SERVICES FUND
SUMMARY OF PERSONNEL
2009/10 ADOPTED BUDGET

06/07 ACTUAL	07/08 ACTUAL	08/09 ADOPTED	08/09 CURRENT	DESCRIPTION	ADOPTED FTE	PROPOSED TOTAL	APPROVED TOTAL	ADOPTED TOTAL
\$ 59,415	\$ 61,203	\$ 63,553	\$ 63,553	EXEMPT	1.00	\$ 62,361	\$ 62,361	\$ 62,361
146,781	155,888	231,777	231,777	CLASSIFIED	4.48	161,915	161,915	161,915
16,587	17,216	29,000	29,000	TEMPORARY HOURLY	0.00	29,000	29,000	29,000
0	0	2,750	2,750	STUDENT HOURLY	0.00	2,750	2,750	2,750
96,713	101,685	148,382	148,382	FRINGE BENEFITS	0.00	109,664	109,664	109,664
<u>\$ 319,499</u>	<u>\$ 335,993</u>	<u>\$ 475,462</u>	<u>\$ 475,462</u>	TOTAL PERSONNEL SERVICES	<u>5.48</u>	<u>\$ 365,690</u>	<u>\$ 365,690</u>	<u>\$ 365,690</u>
56,201	55,540	98,750	99,135	TOTAL MATERIALS AND SERVICES	0.00	91,186	91,186	91,186
1,602,336	1,624,007	1,978,725	2,278,340	TOTAL MATERIALS FOR RESALE	0.00	2,305,925	2,305,925	2,305,925
0	0	75,000	75,000	TOTAL CAPITAL EQUIPMENT	0.00	75,000	75,000	75,000
85,000	30,000	85,000	85,000	TOTAL TRANSFERS OUT	0.00	85,000	85,000	85,000
0	0	515,298	215,298	TOTAL CONTINGENCY	0.00	516,299	516,299	516,299
<u>\$ 2,063,036</u>	<u>\$ 2,045,542</u>	<u>\$ 3,228,235</u>	<u>\$ 3,228,235</u>	TOTAL EXPENDITURES	<u>5.48</u>	<u>\$ 3,439,100</u>	<u>\$ 3,439,100</u>	<u>\$ 3,439,100</u>

See appendix for pay schedules.

This page intentionally left blank.

OTHER AUXILIARY SERVICES FUND

The Other Auxiliary Services Fund accounts for the operation of ATM machines, Auto Artist, Black White and the Blues, Diesel Technology, Facility Rental, Friends of the Library, Gallery Projects, HPER, Humanities, Massage, Math, Pay Phones, RogueNet intergovernmental agreements, Testing Center and Welding.

ROGUE COMMUNITY COLLEGE
OTHER AUXILIARY SERVICES FUND
SUMMARY OF REVENUE AND EXPENDITURES
2009/10 ADOPTED BUDGET

06/07 ACTUAL	07/08 ACTUAL	08/09 ADOPTED	08/09 CURRENT		PROPOSED TOTAL	APPROVED TOTAL	ADOPTED TOTAL
\$ 333,167	\$ 325,025	\$ 785,886	\$ 779,266	OTHER INCOME	\$ 780,750	\$ 790,750	\$ 790,750
13,895	0	0	5,261	TRANSFERS IN	0	0	0
165,801	259,978	241,533	242,892	BEGINNING FUND BALANCE	292,219	292,219	292,219
<u>\$ 512,863</u>	<u>\$ 585,003</u>	<u>\$ 1,027,419</u>	<u>\$ 1,027,419</u>	TOTAL REVENUE	<u>\$ 1,072,969</u>	<u>\$ 1,082,969</u>	<u>\$ 1,082,969</u>
\$ 25,640	\$ 559	\$ 0	\$ 0	INSTRUCTION	\$ 0	\$ 0	\$ 0
0	8,384	19,000	21,623	STUDENT SERVICES	27,000	62,000	62,000
110,909	178,350	347,514	437,275	COMMUNITY SERVICES	572,455	572,455	572,455
118,272	79,466	38,309	46,964	COLLEGE SUPPORT SERVICES	34,554	89,554	89,554
0	22,066	34,711	36,442	PLANT OPERATIONS AND MAINTENANCE	45,966	45,966	55,966
0	0	587,885	485,115	CONTINGENCIES	392,994	312,994	302,994
<u>\$ 254,823</u>	<u>\$ 288,827</u>	<u>\$ 1,027,419</u>	<u>\$ 1,027,419</u>	TOTAL EXPENDITURES	<u>\$ 1,072,969</u>	<u>\$ 1,082,969</u>	<u>\$ 1,082,969</u>

ROGUE COMMUNITY COLLEGE
OTHER AUXILIARY SERVICES FUND
SUMMARY OF PERSONNEL
2009/10 ADOPTED BUDGET

06/07 ACTUAL	07/08 ACTUAL	08/09 ADOPTED	08/09 CURRENT	DESCRIPTION	ADOPTED FTE	PROPOSED TOTAL	APPROVED TOTAL	ADOPTED TOTAL
\$ 0	\$ 5,425	\$ 15,585	\$ 15,585	EXEMPT	0.30	\$ 15,293	\$ 15,293	\$ 15,293
89,140	60,061	158,094	166,047	CLASSIFIED	3.80	142,123	142,123	142,123
6,983	473	0	0	PART TIME FACULTY	0.00	0	0	0
1,552	3,263	3,000	9,384	TEMPORARY HOURLY	0.00	3,000	3,000	3,000
39,358	32,742	85,489	80,729	FRINGE BENEFITS	0.00	80,014	80,014	80,014
<u>\$ 137,035</u>	<u>\$ 101,966</u>	<u>\$ 262,168</u>	<u>\$ 271,745</u>	TOTAL PERSONNEL SERVICES	<u>4.10</u>	<u>\$ 240,430</u>	<u>\$ 240,430</u>	<u>\$ 240,430</u>
113,972	144,385	173,866	248,112	TOTAL MATERIALS AND SERVICES	0.00	432,545	522,545	532,545
3,309	2,960	2,500	5,123	TOTAL MATERIALS FOR RESALE	0.00	4,500	4,500	4,500
505	39,514	1,000	17,324	TOTAL CAPITAL EQUIPMENT	0.00	2,500	2,500	2,500
0	0	587,885	485,115	TOTAL CONTINGENCY	0.00	392,994	312,994	302,994
<u>\$ 254,823</u>	<u>\$ 288,827</u>	<u>\$ 1,027,419</u>	<u>\$ 1,027,419</u>	TOTAL EXPENDITURES	<u>4.10</u>	<u>\$ 1,072,969</u>	<u>\$ 1,082,969</u>	<u>\$ 1,082,969</u>

See appendix for pay schedules.

This page intentionally left blank.

FIDUCIARY FUND TYPE

The Fiduciary Fund accounts for assets received and held by the College in a fiduciary capacity or as a trustee for other governments or other funds. Disbursements from this fund are made in accordance with the trust agreement or applicable legislative enactment and by local board resolution.

This page intentionally left blank.

AGENCY FUND

The Agency Fund is custodial in nature (assets = liabilities) and does not involve measurement of results of operations. Currently the Rogue Community College Foundation is the only agency represented in the Agency Fund.

ROGUE COMMUNITY COLLEGE
AGENCY FUND
SUMMARY OF REVENUE AND EXPENDITURES
2009/10 ADOPTED BUDGET

06/07 ACTUAL	07/08 ACTUAL	08/09 ADOPTED	08/09 CURRENT		PROPOSED TOTAL	APPROVED TOTAL	ADOPTED TOTAL
\$ 437,573	\$ 289,013	\$ 150,926	\$ 150,926	LOCAL SOURCES	\$ 0	\$ 0	\$ 0
4,202	191,043	199,469	199,469	OTHER REVENUE SOURCES	192,998	192,998	192,998
143,209	165,245	181,768	181,768	BEGINNING FUND BALANCE	0	0	0
<u>\$ 584,985</u>	<u>\$ 645,302</u>	<u>\$ 532,163</u>	<u>\$ 532,163</u>	TOTAL REVENUE	<u>\$ 192,998</u>	<u>\$ 192,998</u>	<u>\$ 192,998</u>
\$ 416,965	\$ 292,302	\$ 144,426	\$ 129,649	INSTRUCTIONAL SUPPORT	\$ 0	\$ 0	\$ 0
0	178,463	199,469	214,469	COLLEGE SUPPORT SERVICES	192,998	192,998	192,998
0	0	188,268	188,045	CONTINGENCIES	0	0	0
<u>\$ 416,965</u>	<u>\$ 470,766</u>	<u>\$ 532,163</u>	<u>\$ 532,163</u>	TOTAL EXPENDITURES	<u>\$ 192,998</u>	<u>\$ 192,998</u>	<u>\$ 192,998</u>

ROGUE COMMUNITY COLLEGE
AGENCY FUND
SUMMARY OF PERSONNEL
2009/10 ADOPTED BUDGET

06/07 ACTUAL	07/08 ACTUAL	08/09 ADOPTED	08/09 CURRENT	DESCRIPTION	ADOPTED FTE	PROPOSED TOTAL	APPROVED TOTAL	ADOPTED TOTAL
\$ 130,339	\$ 175,910	\$ 71,172	\$ 71,172	EXEMPT	1.00	\$ 68,166	\$ 68,166	\$ 68,166
20,331	45,631	61,104	61,104	CLASSIFIED	1.80	59,192	59,192	59,192
0	6,236	0	0	TEMPORARY HOURLY	0.00	0	0	0
0	901	4,500	4,500	STUDENT HOURLY	0.00	4,500	4,500	4,500
0	0	49,778	49,778	OTHER PERSONNEL	0.00	0	0	0
56,259	96,233	61,293	61,293	FRINGE BENEFITS	0.00	59,740	59,740	59,740
<u>\$ 206,930</u>	<u>\$ 324,913</u>	<u>\$ 247,847</u>	<u>\$ 247,847</u>	TOTAL PERSONNEL SERVICES	<u>2.80</u>	<u>\$ 191,598</u>	<u>\$ 191,598</u>	<u>\$ 191,598</u>
210,035	145,852	96,048	96,271	TOTAL MATERIALS AND SERVICES	0.00	1,400	1,400	1,400
0	0	188,268	188,045	TOTAL CONTINGENCY	0.00	0	0	0
<u>\$ 416,965</u>	<u>\$ 470,766</u>	<u>\$ 532,163</u>	<u>\$ 532,163</u>	TOTAL EXPENDITURES	<u>2.80</u>	<u>\$ 192,998</u>	<u>\$ 192,998</u>	<u>\$ 192,998</u>

See appendix for pay schedules.

This page intentionally left blank.

ROGUE COMMUNITY COLLEGE
TRANSFER SCHEDULE
2009/10 ADOPTED BUDGET

	GF	URF	PF	CIMF	DSF	ICF	TEF	CSF	HECF	FAF	ASF	TOTAL
TRANSFERS IN												
FROM GF	0	(50,000)	0	(156,000)	(65,000)	(124,234)	(35,000)	0	(314,923)	0	0	(745,157)
FROM PF	0	0	0	0	(1,231,330)	0	0	0	0	0	0	(1,231,330)
FROM CSF	0	0	0	0	(160,906)	0	0	0	0	0	0	(160,906)
FROM FAF	(35,000)	0	0	0	0	0	0	0	0	0	0	(35,000)
FROM ASF	(75,000)	0	0	0	0	(10,000)	0	0	0	0	0	(85,000)
FROM INTRAFUND	0	0	0	0	0	(1,800)	0	0	0	0	0	(1,800)
TOTAL TRANSFERS IN	\$ (110,000)	\$ (50,000)	\$ 0	\$ (156,000)	\$ (1,457,236)	\$ (136,034)	\$ (35,000)	\$ 0	\$ (314,923)	\$ 0	\$ 0	\$ (2,259,193)
TRANSFERS OUT												
TO GF	0	0	0	0	0	0	0	0	0	35,000	75,000	110,000
TO URF	50,000	0	0	0	0	0	0	0	0	0	0	50,000
TO CIMF	156,000	0	0	0	0	0	0	0	0	0	0	156,000
TO DSF	65,000	0	1,231,330	0	0	0	0	160,906	0	0	0	1,457,236
TO ICF	124,234	0	0	0	0	0	0	0	0	0	10,000	134,234
TO TEF	35,000	0	0	0	0	0	0	0	0	0	0	35,000
TO HECF	314,923	0	0	0	0	0	0	0	0	0	0	314,923
TO INTRAFUND	0	0	0	0	0	1,800	0	0	0	0	0	1,800
TOTAL TRANSFERS OUT	\$ 745,157	\$ 0	\$ 1,231,330	\$ 0	\$ 0	\$ 1,800	\$ 0	\$ 160,906	\$ 0	\$ 35,000	\$ 85,000	\$ 2,259,193

Fund Key:

ASF AUXILIARY SERVICES FUND
 CIMF CAPITAL IMPROVEMENT (MAINTENANCE) FUND
 CSF COLLEGE SERVICES FUND
 DSF DEBT SERVICE FUND
 FAF FINANCIAL AID FUND
 GF GENERAL FUND
 HECF HIGHER EDUCATION CENTER FUND
 ICF INTRA-COLLEGE FUND
 PF PERS FUND
 TEF TECHNOLOGY AND EQUIPMENT FUND
 URF UNEMPLOYMENT RESERVE FUND

Grants Pass
Daily Courier

P.O. Box 1468, 409 S.E. 7th Street • Grants Pass, Oregon 97528

AFFIDAVIT OF PUBLICATION

State of Oregon)
County of Josephine) ss.

I, Deborah M. Thomas, being first duly sworn, depose and say that I am the manager of Courier Publishing Co., printer of the Grants Pass Daily Courier, a newspaper of general circulation, as defined by ORS 193.010 and 193.020; printed and published at Grants Pass, in the aforesaid county and state; that the LEGAL NOTICE, a printed copy of which is herein enclosed, was published in the entire issue of said paper, for two insertions, on the following dates:

April 7, 2009; April 14, 2009.

Deborah M. Thomas

Subscribed and sworn to before me this
fourteenth day of April, 2009.

Christine Graine

Notary Public of Oregon

My commission expires the thirteenth day of
April, 2011.

LEGAL NOTICE
NOTICE OF BUDGET HEARING Notice is hereby given that the Rogue Community College Budget Committee will hold a public hearing on the 2009-10 Proposed Budget, April 21, 2009, 3:00 - 4:00 p.m., at the Redwood Campus, Room H-2, located at 3345 Redwood Highway, Grants Pass, Oregon. The meeting is one at which public comment will be invited; any person may ask questions about and comment on the budget document at that time. The regular Board of Education meeting will begin at 4:00 p.m. The budget will be available for public inspection electronically at http://www.roguecc.edu/budget/2009_10/Proposed/ or in the Office of Budget and Financial Services during the hours of 9 am to 4 pm Monday-Friday beginning April 22, 2009. The budget was prepared on a basis of accounting consistent with the basis of accounting used during the preceding year. No. 00171637 - April 7, 14 2009



Affidavit of Publication

Notice of Budget Hearing

Notice is hereby given that the Rogue Community College Budget Committee will hold a public hearing on the 2009-10 Proposed Budget, April 21, 2009, 3:00 - 4:00 p.m., at the Redwood Campus, Room H-2, located at 3345 Redwood Highway, Grants Pass, Oregon. The meeting is one at which public comment will be invited; any person may ask questions about and comment on the budget document at that time. The regular Board of Education meeting will begin at 4:00 p.m. The budget will be available for public inspection electronically at http://www.roguecc.edu/budget/2009_10/Proposed/ or in the Office of Budget and Financial Services during the hours of 9 am to 4 pm Monday-Friday beginning April 22, 2009.

The budget was prepared on a basis of accounting consistent with the basis of accounting used during the preceding year.


April 7, 14, 2009.

State of Oregon,)
) ss.
County of Jackson)


I, Cheryl A. Curtis, being first duly sworn, depose and say that I am the Principal Clerk of Medford Mail Tribune newspaper of general circulation, printed and published at Medford in the aforesaid county and state; that the

Notice Of Budget Hearing

a printed copy of which is hereto annexed, was published in the entire issue of said newspaper for 2 Insertions in the following issues:
April 7, 14, 2009




Subscribed and sworn to before me this 17 day of April, 2009.



Notary public for Oregon

My Commission expires 30th day of September 2011.



Grants Pass
Daily Courier

P.O. Box 1468, 409 S.E. 7th Street • Grants Pass, Oregon 97528

AFFIDAVIT OF PUBLICATION

State of Oregon)
County of Josephine) ss.

I, Deborah M. Thomas, being first duly sworn, depose and say that I am the manager of Courier Publishing Co., printer of the Grants Pass Daily Courier, a newspaper of general circulation, as defined by ORS 193.010 and 193.020; printed and published at Grants Pass, in the aforesaid county and state; that the LEGAL NOTICE, a printed copy of which is herein enclosed, was published in the entire issue of said paper, for two insertions, on the following dates:

May 5, 2009; May 12, 2009.

Deborah M. Thomas

Subscribed and sworn to before me this
twelfth day of May, 2009.

Christine Craine

Notary Public of Oregon

My commission expires the thirteenth day of
April, 2011.

LEGAL NOTICE
NOTICE OF BUDGET HEARING
Notice is hereby given that the Rogue Community College Budget Committee will hold a public hearing on the 2009-10 Approved Budget, May 19, 2009, 3:00 - 4:00 p.m., at the RCC/SOU Higher Education Center located at 101 South Bartlett, Medford, Oregon. The meeting is one at which public comment will be invited; any person may ask questions about and comment on the budget document at that time. The regular Board of Education meeting will begin at 4:00 p.m.
The budget will be available for public inspection electronically at http://www.roguecc.edu/budget/2009_10/Approved/ or in the Office of Budget and Financial Services during the hours of 9 am to 4 pm Monday-Friday beginning May 20, 2009.
The budget was prepared on a basis of accounting consistent with the basis of accounting used during the preceding year. No. 00174061 - May 5, 12, 2009



Notice of Budget Hearing
 Notice is hereby given that the Rogue Community College Budget Committee will hold a public hearing on the 2009-10 Approved Budget, May 19, 2009, 3:00 - 4:00 p.m., at the RCC/SOU Higher Education Center located at 101 South Bartlett, Medford, Oregon. The meeting is one at which public comment will be invited; any person may ask questions about and comment on the budget document at that time. The regular Board of Education meeting will begin at 4:00 p.m. The budget will be available for public inspection electronically at http://www.roguecc.edu/budget/2009_10/Approved/ or in the Office of Budget and Financial Services during the hours of 9 am to 4 pm Monday-Friday beginning May 20, 2009. The budget was prepared on a basis of accounting consistent with the basis of accounting used during the preceding year.
 May 05, 12, 2009.

Affidavit of Publication

State of Oregon,)
) ss.
 County of Jackson)

I, Cheryl A. Curtis, being first duly sworn, depose and say that I am the Principal Clerk of Medford Mail Tribune and /or Daily Tidings newspaper of general circulation, printed and published Medford in the aforesaid county and state; that the

Notice Of Budget Hearing

a printed copy of which is hereto annexed, was published in the entire issue of said newspaper for 2 INsertions in the following issues:
 May 5,12,2009


Cheryl A. Curtis

Subscribed and sworn to before me this 20 day of May, 2009.

Raymond R. Kerr

 Notary public for Oregon

My Commission expires 30th day of September 2011.



Grants Pass
Daily Courier

P.O. Box 1468, 409 S.E. 7th Street • Grants Pass, Oregon 97528

AFFIDAVIT OF PUBLICATION

State of Oregon)
County of Josephine) ss.

I, Deborah M. Thomas, being first duly sworn, depose and say that I am the manager of Courier Publishing Co., printer of the Grants Pass Daily Courier, a newspaper of general circulation, as defined by ORS 193.010 and 193.020; printed and published at Grants Pass, in the aforesaid county and state; that the LEGAL NOTICE, a printed copy of which is herein enclosed, was published in the entire issue of said paper, for one insertion, on the following date:

June 2, 2009.

Deborah M. Thomas

Subscribed and sworn to before me this
second day of June, 2009.

Christine Craine

Notary Public of Oregon

My commission expires the thirteenth day of
April, 2011.

176963



LEGAL NOTICE

NOTICE OF BUDGET HEARING

A meeting of the Rogue Community College Board of Education will be held on June 16, 2009, 4:00 p.m., at the Table Rock Campus, 2nd Floor Board Room, located at 7800 Pacific Avenue, White City, Oregon 97503. The purpose of this meeting is to discuss the budget for the fiscal year beginning July 1, 2009, as approved by the Rogue Community College District Budget Committee. A summary of the budget is presented below. A copy of the budget may be inspected or obtained at the Office of Budget and Financial Services, 3345 Redwood Highway, Grants Pass, Oregon after June 16, 2009 from 9 a.m. to 4 p.m. This certifies that the budget was prepared on a basis of accounting that is consistent with the basis of accounting used during the preceding year. Major changes, if any, and their effect on the budget, are explained below. This budget is for the annual period of July 1, 2009 - June 30, 2010.

FORM ED-1

County Jackson and Josephine	City Grants Pass	Chairperson David Trump, M.D.	Telephone (541) 956-7000
---------------------------------	---------------------	----------------------------------	-----------------------------

FINANCIAL SUMMARY

TOTAL OF ALL FUNDS		ADOPTED BUDGET THIS YEAR: 2008-2009	APPROVED BUDGET NEXT YEAR: 2009-2010
Anticipated Requirements	1. Total Instruction	\$ 14,288,989	\$ 15,908,356
	2. Total Support Services	21,569,834	22,889,365
	3. Total Enterprise and Community Services	3,469,939	3,850,018
	4. Total Facilities Acquisition and Construction	6,514,506	7,700,478
	5. Total Other Uses (includes Debt Service and Transfers)	5,240,909	5,474,792
	6. Total Contingencies	8,073,880	5,406,794
	7. Total Special Payments	8,456,938	15,256,938
	8. Total Unappropriated and Reserved for Future Expenditure	-	-
	9. Total Requirements--add lines 1 through 8	\$ 67,594,994	\$ 76,486,741
Anticipated Resources	10. Total Resources Except Property Taxes	55,701,401	64,611,916
	11. Total Property Taxes to be Received	11,893,593	11,874,825
	12. Total Resources--add lines 10 and 11	\$ 67,594,994	\$ 76,486,741
Estimated Ad Valorem Property Taxes	13. Total Property Taxes to be Received (line 11)	11,893,593	11,874,825
	14. Plus: Estimated Property Taxes Not to be Received	-	-
	A. Loss Due to Constitutional Limits	8,197	10,116
	B. Discounts Allowed, Other Uncollected Amounts	259,193	819,061
	15. Total Tax Levy--add lines 13 and 14	\$ 12,181,983	\$ 12,704,002
Tax Levies By Type	16. Permanent Rate Limit Levy (rate limit .5128)	Rate or Amount 0.5128	Rate or Amount 0.5128
	17. Local Option Levy	-	-
	18. Levy for Payment of Bonded Debt	\$ 1,742,972	\$ 1,831,004

STATEMENT OF INDEBTEDNESS

Debt Outstanding		Debt Authorized, Not Incurred	
None <input type="checkbox"/>	As Summarized <input checked="" type="checkbox"/>	None <input checked="" type="checkbox"/>	As Summarized <input type="checkbox"/>
PUBLISH BELOW ONLY IF COMPLETED			
Long-Term Debt	Estimated Debt Outstanding at the Beginning of the Budget Year July 1, 2009	Estimated Debt Authorized, Not Incurred at the Beginning of the Budget Year July 1, 2009	
Bonds	42,805,000	-	
Interest Bearing Warrants	-	-	
Other Certificate of Participation/Loan	880,664	-	
Total Indebtedness	\$ 43,685,664	\$ -	
Short-Term Debt			
This budget includes the intention to borrow in anticipation of revenue ("Short-Term Borrowing") as summarized below:			
FUND LIABLE	Estimated Amount to be Borrowed	Estimated Interest Rate	Estimated Interest Cost
General Fund	\$1,890,735	2.40%	\$41,848

FUNDS NOT REQUIRING A PROPERTY TAX TO BE LEVIED

FORM ED-2

Publish ONLY completed portion of this page. Total Anticipated Requirements must equal Total Resources.

Name of Fund:	Actual Data Last Year 2007-08	Adopted Budget This Year 2008-09	Approved Budget Next Year 2009-10
Capital Improvement - Maintenance			
2. Total Support Services	79,380	56,000	516,423
4. Total Facilities Acquisition and Construction	142,246	700,756	500,478
6. Total Contingencies	-	249,415	180,823
8. Total Unappropriated and Reserved for Future Expenditure	637,613	-	-
9. Total Requirements	\$ 859,219	\$ 1,006,171	\$ 1,197,724
10. Total Resources Except Property Taxes	\$ 859,219	\$ 1,006,171	\$ 1,197,724
Capital Improvement - COPs & Bonds			
4. Total Facilities Acquisition and Construction	3,171,773	4,953,750	3,200,000
6. Total Contingencies	-	-	-
8. Total Unappropriated and Reserved for Future Expenditure	4,043,515	-	-
9. Total Requirements	\$ 7,215,288	\$ 4,953,750	\$ 3,200,000
10. Total Resources Except Property Taxes	\$ 7,215,288	\$ 4,953,750	\$ 3,200,000
Capital Improvement - State Funds			
4. Total Facilities Acquisition and Construction	3,895,000	300,000	4,000,000
6. Total Contingencies	-	-	-
9. Total Requirements	\$ 3,895,000	\$ 300,000	\$ 4,000,000
10. Total Resources Except Property Taxes	\$ 3,895,000	\$ 300,000	\$ 4,000,000
College Services			
2. Total Support Services	231,772	176,933	180,790
5. Total Other Uses (includes Debt Service and Transfers)	164,490	165,664	160,906
6. Total Contingencies	-	50,000	176,280
8. Total Unappropriated and Reserved for Future Expenditure	22,403	-	-
9. Total Requirements	\$ 418,665	\$ 392,597	\$ 517,976
10. Total Resources Except Property Taxes	\$ 418,665	\$ 392,597	\$ 517,976
Contract and Grant			
1. Total Instruction	\$ 927,361	\$ 1,657,241	\$ 2,307,086
2. Total Support Services	2,043,589	3,782,628	3,628,654
3. Total Enterprise and Community Services	65,447	55,012	24,618
4. Total Facilities Acquisition and Construction	56,280	560,000	-
6. Total Contingencies	-	270,451	237,490
8. Total Unappropriated and Reserved for Future Expenditure	330,354	-	-
9. Total Requirements	\$ 3,423,031	\$ 6,325,332	\$ 6,197,848
10. Total Resources Except Property Taxes	\$ 3,423,031	\$ 6,325,332	\$ 6,197,848



Name of Fund:	Actual Data	Adopted Budget	Approved Budget
Financial Aid	Last Year 2007-08	This Year 2008-09	Next Year 2009-10
5. Total Other Uses (includes Debt Service and Transfers)	6,492	35,000	35,000
6. Total Contingencies		1,000,000	-
7. Total Special Payments	6,611,569	8,456,938	15,266,938
9. Total Requirements	\$ 6,618,061	\$ 9,491,938	\$ 15,291,938
10. Total Resources Except Property Taxes	\$ 6,618,061	\$ 9,491,938	\$ 15,291,938
Name of Fund:	Actual Data	Adopted Budget	Approved Budget
Higher Education Center Fund	Last Year 2007-08	This Year 2008-09	Next Year 2009-10
2. Total Support Services		567,339	625,398
6. Total Contingencies		47,331	53,986
9. Total Requirements	\$ -	\$ 614,670	\$ 679,384
10. Total Resources Except Property Taxes	\$ -	\$ 614,670	\$ 679,384
Name of Fund:	Actual Data	Adopted Budget	Approved Budget
Intra-College	Last Year 2007-08	This Year 2008-09	Next Year 2009-10
2. Total Support Services	211,931	311,183	669,092
5. Total Other Uses (includes Debt Service and Transfers)		1,800	1,800
6. Total Contingencies		482,268	170,250
8. Total Unappropriated and Reserved for Future Expenditure	242,758		
9. Total Requirements	\$ 454,689	\$ 795,251	\$ 841,142
10. Total Resources Except Property Taxes	\$ 454,689	\$ 795,251	\$ 841,142

FUNDS NOT REQUIRING A PROPERTY TAX TO BE LEVIED

FORM ED-2

Name of Fund:	Actual Data	Adopted Budget	Approved Budget
PERS	Last Year 2007-08	This Year 2008-09	Next Year 2009-10
2. Total Support Services	(177)	5,000	75,000
5. Total Other Uses (includes Debt Service and Transfers)	1,137,812	1,185,847	1,231,330
6. Total Contingencies		994,891	879,408
8. Total Unappropriated and Reserved for Future Expenditure	832,880		
9. Total Requirements	\$ 1,970,515	\$ 2,185,738	\$ 2,185,738
10. Total Resources Except Property Taxes	\$ 1,970,515	\$ 2,185,738	\$ 2,185,738
Name of Fund:	Actual Data	Adopted Budget	Approved Budget
Self Support	Last Year 2007-08	This Year 2008-09	Next Year 2009-10
1. Total Instruction	\$ 858,648	\$ 749,332	\$ 1,770,406
2. Total Support Services	525,503	531,045	657,351
3. Total Enterprise and Community Services	6,387	5,079	
6. Total Contingencies		1,514,544	374,861
8. Total Unappropriated and Reserved for Future Expenditure	129,053		
9. Total Requirements	\$ 1,519,591	\$ 2,800,000	\$ 2,802,618
10. Total Resources Except Property Taxes	\$ 1,519,591	\$ 2,800,000	\$ 2,802,618
Name of Fund:	Actual Data	Adopted Budget	Approved Budget
Technology and Equipment	Last Year 2007-08	This Year 2008-09	Next Year 2009-10
1. Total Instruction			\$ 15,000
2. Total Support Services	544,333	620,850	1,136,588
6. Total Contingencies		284,150	98,476
8. Total Unappropriated and Reserved for Future Expenditure	368,193		
9. Total Requirements	\$ 912,526	\$ 905,000	\$ 1,250,064
10. Total Resources Except Property Taxes	\$ 912,526	\$ 905,000	\$ 1,250,064
Name of Fund:	Actual Data	Adopted Budget	Approved Budget
Unemployment	Last Year 2007-08	This Year 2008-09	Next Year 2009-10
2. Total Support Services	153,251	300,000	300,000
6. Total Contingencies		350,000	350,000
8. Total Unappropriated and Reserved for Future Expenditure	507,137		
9. Total Requirements	\$ 660,388	\$ 650,000	\$ 650,000
10. Total Resources Except Property Taxes	\$ 660,388	\$ 650,000	\$ 650,000
Name of Fund:	Actual Data	Adopted Budget	Approved Budget
Auxiliary Services	Last Year 2007-08	This Year 2008-09	Next Year 2009-10
3. Total Enterprise and Community Services	2,015,542	2,627,937	2,837,801
5. Total Other Uses (includes Debt Service and Transfers)	30,000	85,000	85,000
6. Total Contingencies		515,298	516,299
8. Total Unappropriated and Reserved for Future Expenditure	575,777		
9. Total Requirements	\$ 2,621,319	\$ 3,228,235	\$ 3,439,100
10. Total Resources Except Property Taxes	\$ 2,621,319	\$ 3,228,235	\$ 3,439,100
Name of Fund:	Actual Data	Adopted Budget	Approved Budget
Other Auxiliary Services	Last Year 2007-08	This Year 2008-09	Next Year 2009-10
3. Total Enterprise and Community Services	288,827	439,534	769,975
6. Total Contingencies		587,885	312,994
8. Total Unappropriated and Reserved for Future Expenditure	296,176		
9. Total Requirements	\$ 585,003	\$ 1,027,419	\$ 1,082,969
10. Total Resources Except Property Taxes	\$ 585,003	\$ 1,027,419	\$ 1,082,969

FUNDS REQUIRING A PROPERTY TAX TO BE LEVIED

FORM ED-3

Publish ONLY completed portion of this page.

Name of Fund: General Fund	Actual Data Last Year 2007-08	Adopted Budget This Year 2008-09	Approved Budget Next Year 2009-10
1. Total Instruction	\$ 11,412,141	\$ 11,862,416	\$ 11,815,864
2. Total Support Services	13,221,628	15,218,856	15,100,069
3. Total Enterprise and Community Services	347,014	342,376	217,624
5. Total Other Uses (includes Debt Service and Transfers)	757,399	664,724	750,157
6. Total Contingencies		1,022,928	1,749,295
8. Total Unappropriated and Reserved for Future Expenditure	2,236,138		
9. Total Requirements	\$ 27,974,320	\$ 29,111,300	\$ 29,633,009
10. Total Resources Except Property Taxes	18,227,304	18,909,070	19,434,742
11. Property Taxes to be Received	9,747,016	10,202,230	10,198,267
12. Total Resources (add lines 10 and 11)	\$ 27,974,320	\$ 29,111,300	\$ 29,633,009
13. Property Taxes to be Received (from line 11)		10,202,230	10,198,267
14. Estimated Property Taxes Not to be Received			
A. Loss Due to Constitutional Limit		9,197	10,116
B. Discounts, Other Uncollected Amounts		207,584	664,615
15. Total Tax Levy (add lines 13 and 14)		10,419,011	10,872,999
		Rate or Amount	Rate or Amount
16. Permanent Rate Limit Levy (rate limit .5128)		0.5128	0.5128
Name of Fund: Debt Service	Actual Data Last Year 2007-08	Adopted Budget This Year 2008-09	Approved Budget Next Year 2009-10
5. Total Other Uses (includes Debt Service and Transfers)	3,039,234	3,102,874	3,210,599
6. Total Contingencies		704,719	306,632
8. Total Unappropriated and Reserved for Future Expenditure	238,202		
9. Total Requirements	\$ 3,277,436	\$ 3,807,593	\$ 3,517,231
10. Total Resources Except Property Taxes	1,591,908	2,116,230	1,840,673
11. Property Taxes to be Received	1,685,528	1,691,363	1,676,558
12. Total Resources (add lines 10 and 11)	\$ 3,277,436	\$ 3,807,593	\$ 3,517,231
13. Property Taxes to be Received (from line 11)		1,691,363	1,676,558
14. Estimated Property Taxes Not to be Received			
A. Loss Due to Constitutional Limit			
B. Discounts, Other Uncollected Amounts		51,609	154,446
15. Total Tax Levy (add lines 13 and 14)		1,742,972	1,831,004
		Rate or Amount	Rate or Amount
16. Permanent Rate Limit Levy (rate limit .5128)		0.5128	0.5128
18. Levy for Payment of Bonded Debt		1,742,972	\$ 1,831,004

No. 00176963 - June 2, 2009

Affidavit of Publication

Notice of Budget Hearing

Notice is hereby given that the Rogue Community College Board of Education will hold a public hearing on the 2009-10 Adopted Budget, June 16, 2009, at 4:00 p.m., at the Table Rock Campus, 2nd Floor Board Room, located at 7800 Pacific Avenue, White City, Oregon. The meeting is one at which public comment will be invited; any person may ask questions about and comment on the budget document at that time. The budget and forms ED-1, ED-2, and ED-3 will be available for public inspection electronically at http://www.roguecc.edu/budget/2009_10/Adopted/ or in the Office of Budget and Finance during the hours of 9 a.m. to 4 p.m. Monday-Friday beginning June 17, 2009.

The budget was prepared on a basis of accounting consistent with the basis of accounting used during the preceding year.

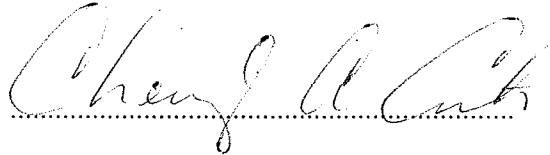
June 2, 2009.

State of Oregon,)
) ss.
County of Jackson)


I, Cheryl A. Curtis, being first duly sworn, depose and say that I am the Principal Clerk of Medford Mail Tribune and /or Daily Tidings newspaper of general circulation, printed and published Medford in the aforesaid county and state; that the

Notice Of Budget Hearing

a printed copy of which is hereto annexed, was published in the entire issue of said newspaper for 1 INsertion in the following issues:
JUNE 2, 2009




Subscribed and sworn to before me this 16 day of June, 2009.



Notary public for Oregon

My Commission expires 30th day of September 2011.



AGENDA ITEM 7.C
June 16, 2009
ROGUE COMMUNITY COLLEGE

ADOPT 2009/2010 BUDGET

RECOMMENDATION OF THE PRESIDENT: That the Rogue Community College (RCC) Board of Education (Board) approve Resolution No. B103-08/09 to adopt the 2009/2010 Budget, make applicable appropriations, and levy all taxes as required by said budget.

BACKGROUND INFORMATION:In accordance with ORS 294.430, a Public Hearing was held at 4:00 p.m. on June 16, 2009 at Rogue Community College, Table Rock Campus, 2nd Floor Boardroom, 7800 Pacific Avenue, White City, Oregon, to receive public testimony on said budget. That testimony being considered, a formal action of the Board must take place to adopt the budget, set appropriations, to determine, make and declare the ad valorem tax levy for each fund; and to categorize the levy as provided in ORS 310.060 (2)(h) & (3)(b).

RESOLUTION NO. B103-08/09

WHEREAS, the local budget law (ORS 294.430 - 294.435) requires adoption of the budget, making appropriations and levying all taxes required and to categorize the levy as provided in ORS 310.060 (2)(h) & (3)(b);

THEN THEREFORE, BE IT RESOLVED, that the Board of Education of Rogue Community College District hereby approve Resolution No. B103-08/09 to adopt the budget for 2009/2010 and file it in the office of the Deputy Clerk; and,

BE IT RESOLVED, that the Board hereby imposes the taxes provided for in the adopted budget at the rate of .5128 per \$1,000 of assessed value for operations for Jackson and Josephine Counties and the amount of \$1,831,004 for the Jackson County levy for payment of bonded debt; and that these taxes are hereby imposed and categorized for tax year 2009/2010 upon the assessed value of all taxable property within the district.

	<u>Education</u>	<u>Excluded from limitation</u>
General Fund	\$.5128/\$1,000	
Debt Service Fund		\$1,831,004

And, that authority is hereby given to the Deputy Clerk to sign and file all state and local forms, as may be determined by the Oregon Legislative body or called for by the Oregon Constitution, relating to this Resolution; and,

BE IT RESOLVED, that the amounts for the fiscal year beginning July 1, 2009, and, for the purposes shown below, are hereby appropriated as follows:

GENERAL FUND

Instruction	\$11,820,864
Instructional Support	3,080,882
Student Services	3,892,765
Community Services	217,624
College Support Services	5,630,920
Plant Operations and Maintenance	2,495,502
Transfers Out	745,157
Contingencies	1,749,295
TOTAL GENERAL FUND	\$29,633,009

CAPITAL IMPROVEMENT FUND - MAINTENANCE

Plant Operations and Maintenance	\$516,423
Facilities Acquisition & Construction	500,478
Contingencies	180,823
TOTAL CAPITAL IMPROVEMENT FUND - MAINTENANCE	\$1,197,724

CAPITAL IMPROVEMENT FUND – COPS & BONDS

Facilities Acquisition & Construction	\$3,200,000
TOTAL CAPITAL IMPROVEMENT FUND – COPS & BONDS	\$3,200,000

CAPITAL IMPROVEMENT FUND – STATE FUNDS

Plant Operations and Maintenance	\$4,000,000
TOTAL CAPITAL IMPROVEMENT FUND – STATE FUNDS	\$4,000,000

DEBT SERVICE FUND

College Support Services	\$1,457,386
Facilities Acquisition & Construction	1,753,213
Contingencies	306,632
TOTAL DEBT SERVICE FUND	\$3,517,231

COLLEGE SERVICES FUND

Plant Operations and Maintenance	\$180,790
Transfers Out	160,906
Contingencies	176,280
TOTAL COLLEGE SERVICES FUND	\$517,976

CONTRACT AND GRANT FUND

Instruction	\$2,320,777
Instructional Support	1,438,463
Student Services	1,656,041
Community Services	24,618
College Support Services	483,630
Plant Operations and Maintenance	50,520
Contingencies	233,530
TOTAL CONTRACT AND GRANT FUND	\$6,207,579

FINANCIAL AID FUND

Financial Aid	\$15,256,938
Transfers Out	35,000
TOTAL FINANCIAL AID FUND	\$15,291,938

HIGHER EDUCATION CENTER FUND

Instructional Support	\$12,478
College Support Services	192,689
Plant Operations and Maintenance	420,231
Contingencies	53,986
TOTAL HIGHER EDUCATION CENTER FUND	\$679,384

INTRA-COLLEGE FUND

Instructional Support	\$181,009
Student Services	223,420
College Support Services	264,663
Transfers Out	1,800
Contingencies	170,250
TOTAL INTRA-COLLEGE FUND	\$841,142

PERS FUND

College Support Services	\$75,000
Transfers Out	1,231,330
Contingencies	879,408
TOTAL PERS FUND	\$2,185,738

SELF-SUPPORT FUND

Instruction	\$1,770,406
Instructional Support	619,351
Student Services	38,000
Contingencies	374,861
TOTAL SELF-SUPPORT FUND	\$2,802,618

TECHNOLOGY AND EQUIPMENT FUND

Instruction	\$15,000
Instructional Support	549,505
Student Services	5,000
College Support Services	555,000
Plant Operations and Maintenance	22,083
Contingencies	98,476
TOTAL TECHNOLOGY FUND	\$1,245,064

UNEMPLOYMENT RESERVE FUND

College Support Services	\$300,000
Contingencies	350,000
TOTAL UNEMPLOYMENT RESERVE FUND	\$650,000

AUXILIARY SERVICES FUND


Student Services	\$2,837,801
Transfers Out	85,000
Contingencies	516,299
TOTAL AUXILIARY SERVICES FUND	\$3,439,100

OTHER AUXILIARY SERVICES FUND

Student Services	\$62,000
Community Services	572,455
College Support Services	89,554
Plant Operations and Maintenance	55,966
Contingencies	302,994
TOTAL OTHER AUXILIARY SERVICES FUND	\$1,082,969

BE IT FURTHER RESOLVED, that the Dean of College Services (Deputy Clerk) certify to the County Clerk (or other Recording Officer), County Assessor (or other Assisting Officer), of Jackson and Josephine Counties, Oregon; and, the State Tax Commission at its office in Salem, Oregon, the tax levy made by this Resolution, and shall file with them a copy of the 2009/2010 Adopted Budget for Rogue Community College.

Board Action: Approved



David Trump, M.D., Chairman, RCC Board of Education

Dated: June 16, 2009

**EXEMPT SALARY SCHEDULE
2009-10**

CATEGORY	Entry	Top
Executive Exemption		
Executive		
Executive Deans	\$77,686	\$101,685
Managerial/Supervisory		
Associate Deans	\$70,500	\$100,291
Directors	\$48,555	\$74,782
Administrative Exemption		
Administrative Managerial		
Assistant Directors/Coordinators	\$34,844	\$59,234
Administrative Non-Managerial		
Dean's Assistants	\$34,844	\$54,662
Non-Managerial Coordinators	\$34,844	\$59,234
Professional Exemption		
Professional / Non-Managerial	\$46,759	\$61,011
Special Project Directors/Administrators	\$48,555	\$77,061

APPENDIX A
ROGUE COMMUNITY COLLEGE
FULL-TIME FACULTY SALARY SCHEDULE

177 DAYS

2009-10

STEP	INDEX	FY08/09	Daily Rate
17	1.000	73,511.00	415.32
16	0.965	70,938.12	400.78
15	0.931	68,438.74	386.66
14	0.898	66,012.88	372.95
13	0.867	63,734.04	360.08
12	0.837	61,528.71	347.62
11	0.808	59,396.89	335.58
10	0.780	57,338.58	323.95
9	0.753	55,353.78	312.73
8	0.727	53,442.50	301.94
7	0.702	51,604.72	291.55
6	0.677	49,766.95	281.17
5	0.653	48,002.68	271.20
4	0.630	46,311.93	261.65
3	0.608	44,694.69	252.51
2	0.587	43,150.96	243.79
1	0.566	41,607.23	235.07
0	0.546	40,137.01	226.76

Effective July 1, 2009

**APPENDIX B
ROGUE COMMUNITY COLLEGE**

PART-TIME FACULTY SALARY SCHEDULE

2009-10

<u>Type of Class</u>	<u>TERMS 1-6</u>	<u>TERMS 7-12</u>	<u>TERMS 13+</u>
Lecture	\$45.90	\$50.80	\$56.23
Lecture/Lab	31.61	34.99	38.73
Counselors/Librarians	31.61	34.99	38.73
Block Time/Lab	24.39	26.99	29.88
Tutor	10.54	11.67	12.91

PERS/OPSRP-ELIGIBLE FACULTY SALARY SCHEDULE**

<u>Type of Class</u>	<u>TERMS 1-6</u>	<u>TERMS 7-12</u>	<u>TERMS 13+</u>
Lecture	\$46.86	\$51.87	\$57.41
Lecture/Lab	32.28	35.73	39.54
Counselors/Librarians	32.46	32.28	39.54
Block Time/Lab	24.90	27.56	30.50
Tutor	10.76	11.91	13.18

**Applies also to full-time faculty overloads

Part-Time Faculty Meeting Rates: \$15.00

Effective July 1, 2009

ROGUE COMMUNITY COLLEGE
CLASSIFIED SALARY SCHEDULE
2009/10

FULL-TIME CLASSIFIED EMPLOYEES

GROUP NUMBER	MONTHLY ENTRY LEVEL	MAXIMUM TOP WITH LESS THAN 15 YRS.	MAXIMUM WITH 15 YRS. LONGEVITY	MAXIMUM WITH 20 YRS. LONGEVITY	MAXIMUM WITH 25 YRS. LONGEVITY
1	1,633.33	2,253.70	2,321.31	2,390.95	2,462.68
2	1,800.86	2,484.85	2,559.40	2,636.18	2,715.26
3	1,968.38	2,716.00	2,797.48	2,881.41	2,967.85
4	2,153.58	2,968.57	3,057.63	3,149.36	3,243.84
5	2,420.34	3,344.18	3,444.50	3,547.84	3,654.27
6	2,642.85	3,688.91	3,799.58	3,913.57	4,030.97
7	3,033.99	4,230.81	4,357.73	4,488.46	4,623.12
8	3,619.01	5,154.53	5,309.17	5,468.45	5,632.50

PART-TIME CLASSIFIED EMPLOYEES LESS THAN 75%

GROUP NUMBER	HOURLY ENTRY LEVEL	MAXIMUM TOP WITH LESS THAN 15 YRS.	MAXIMUM WITH 15 YRS. LONGEVITY	MAXIMUM WITH 20 YRS. LONGEVITY	MAXIMUM WITH 25 YRS. LONGEVITY
1	10.00	13.80	14.21	14.64	15.08
2	11.03	15.21	15.67	16.14	16.62
3	12.05	16.63	17.13	17.64	18.17
4	13.19	18.17	18.72	19.28	19.86
5	14.82	20.47	21.09	21.72	22.37
6	16.18	22.59	23.26	23.96	24.68
7	18.58	25.90	26.68	27.48	28.30
8	22.16	31.56	32.51	33.48	34.48

ROGUE COMMUNITY COLLEGE
BUDGET ASSUMPTIONS
FOR THE FISCAL YEAR 2009-10

General Fund Revenue Assumptions:

- State Funding
 1. Based upon the Community College Support Funding level of \$440 million
- Property Taxes: Information from the State
 1. 3% increase
- Tuition and Fees
 1. Tuition revenue adjusted based upon projected revenue for 08-09
 2. \$5/credit increase for 09-10
 3. Bus fee increased to \$80 per term

General Fund Expenditure Assumptions:

- Exempt, Faculty and Classified decrease is 3.696%
- Part-time faculty adjusted based upon actual expenditures for 08-09
- Learn & Earn increase is 3% to budgeted lines
- Fixed District costs projected
- Overall departmental Materials & Services and Capital increase is 3%
- Travel reduced \$20,000
- Transfer-Out increase approximately 1%

For questions about Rogue Community College's 2009-10 budget please contact:

Lynda Warren, CFO/Dean of College Services
Phone (541) 956-7016
Email lwarren@roquecc.edu

Lisa Stanton, CPA, Director of Budget and Financial Services
Phone (541) 956-7024
Email lstanton@roquecc.edu